




# 线缆版块

WIRE AND ROPE SECTION





目录  
CONTENTS



法尔胜泓昇集团简介

Profile of Fasten Goup

法尔胜集团简介

Profile of Fasten Group (Metal Products)



线缆版块

Wire And Rope Section

生产基地

Production Base

输送带用钢丝绳基地

CONVEYOR BELT STEEL CORD BASE

精细钢丝绳基地

FINE CORD BASE

商品钢丝基地

COMMERCIAL WIRE BASE

异型钢丝基地

SHAPED STEEL WIRE BASE

特种钢丝绳基地

SPECIAL STEEL WIRE ROPE BASE



营销网络

Marketing Network

线缆销售公司

DOMESTIC SALES COMPANY

进出口公司

IMPORT AND EXPORT COMPANY



研究开发

R&D



企业成果

Enterprise's Achievement

# 法尔胜泓昇集团

## Fasten Group

法尔胜泓昇集团有限公司(简称法尔胜泓昇集团)创建于1964年,是一家从事以金属制品为主,产业涉及光通信、精工装备、资产管理、供应链管理的多元化企业集团。

集团始终坚持创新驱动发展,是苏南地区首批首家国家级创新型企业。“法尔胜”牌输送带用钢丝绳产品获得了原国家质量监督检验检疫总局颁发的“出口免验”证书,主营产品“金属丝绳、缆”被国家工信部列为首批制造业单项冠军,荣获江苏省质量奖及中国工业大奖。连续多年位列中国企业500强、中国民营企业500强。多次亮相于央视纪录片《超级工程》、《钢铁脊梁》等。

集团目前拥有行业领先的桥梁缆索、预应力钢绞线、输送带用钢丝绳、不锈钢丝绳、精细钢丝绳生产能力,法尔胜光通信是中国光纤光缆行业十大影响力企业之一。以产业优势创建科研平台,现已拥有国家级企业技术中心和金属材料检测中心,承担着国家多项重点科技支撑计划课题,担纲着“全国钢标委钢丝绳分技术委员会秘书处”与“国际标准化组织钢丝绳技术委员会

(ISO/TC105)秘书处”,是我国企业首次独立承担国际标准化组织技术委员会秘书处的单位。还组建了行业内目前唯一的“国家金属线材制品工程技术研究中心”,建成了江苏省首家国家技术标准创新基地。法尔胜再以科技为支撑,推动着产业转型升级,多次荣获国家科技进步一等奖、二等奖。

法尔胜人秉承着“创新、极致、诚信、和谐”的企业精神,聚焦于“科创”战略,正朝着打造具有国际视野的高科技产业集团的目标而全力奋进。



Founded in 1964, Fasten Group is a diversified enterprise group mainly engaged in metal products, involving optical communication, precision equipment, asset management and supply chain management.

The group always adheres to innovation-driven development and is the first batch of national innovative enterprises in southern Jiangsu. The "Fasten" brand steel wire rope for conveyor belt products have obtained the "export exemption" certificate issued by the former General Administration of Quality Supervision, Inspection and Quarantine of the People's Republic of China. The main products "steel wire, rope and cable" have been listed as the first single manufacturing champions by the Ministry of Industry and Information Technology, and won the Jiangsu Province Quality Award and China Industry Award. It has been ranked among China's top 500 enterprises and China's Top 500 private enterprises for many years. It has appeared in the CCTV documentary "Super Project", "Steel backbone" for many times.

At present, the group has industry-leading production capacity of bridge cables, prestressed steel strands, conveyor belt steel ropes, stainless steel ropes and fine steel cords. Fasten Optical Communication Co., Ltd is one of the top ten influential enterprises in China's optical fiber and cable industry. With industrial advantages to create a scientific research platform, now has a national enterprise technology center and metal material testing center, undertakes a number of national key science and technology support plan projects, the "National Steel Standards Committee Steel Wire Rope Technical Committee Branch Secretariat" and " Secretariat of the Steel Wire Rope Technical Committee of International Organization for Standardization(ISO/TC105)", is the first time that Chinese enterprises independently assumed the Secretariat of the Technical Committee of the International Organization for Standardization. It has also established the only "National Engineering Technology Research Center for Metal Wire Products " in the industry, and built the first national technical standard innovation base in Jiangsu Province. With the support of science and technology, Fasten has promoted industrial transformation and upgrading, has won the first and second prizes of National Science and Technology Progress Award for many times.

Adhering to the enterprise spirit of "innovation, perfection, integrity and harmony", Fasten people focus on the strategy of "science and technology innovation", are striving towards the goal of building a high-tech industrial group with an international perspective.

# 法尔胜集团

## Fasten Group (Metal Products)

### 打造金属制品百万吨航母

To build a megaton enterprise of metal products

法尔胜集团有限公司是法尔胜泓昇集团以金属制品深加工为主产业的子集团，是法尔胜泓昇集团传统支柱产业的传承与延伸。子集团下辖产业包括线缆版块、不锈钢版块、精工版块、检测版块，产品及服务业务范围涉及各系列金属制品丝、绳的研发与生产，装备研发及制造，桥梁及钢结构检测，高精度轴棒类及汽摩零部件加工，发电机及机组研发生产等；通过设立行政人事管理中心、科技运营中心、财务管理中心等职能部门为子集团产业发展提供完备的人力、科技、质量、供应链、财务等专业体系支持。

子集团下属版块生产的各系列钢丝绳、钢丝产品广泛应用于航空、石油、化工、汽车、医疗、机械、工程、建筑等领域，其中输送带用钢丝绳等产品处于全球前列，精细钢丝绳、不锈钢制品等产品处于行业前列；金属材料测试分析中心通过一级国家实验室认证。同时，子集团还拥有一家具有完备军工资质的子公司。2016年子集团各成员企业为法尔胜泓昇集团摘取中国工业大奖，金属丝绳制造业单项冠军立下了汗马功劳。

子集团以“打造金属制品百万吨航母”为总目标，以金属制品、精工装备、检测服务、商贸结合为总体方向，巩固提升金属制品行业领头羊地位。

Fasten Group Co., Ltd. is a subsidiary group of Fasten Group, which mainly focuses on the deep processing of metal products, it is the inheritance and extension of the traditional pillar industry of Fasten Group. The sub-group includes cable section, stainless steel section, testing section and precision machinery section. The product and service business scope covers the R&D and production of various series of steel wire and rope, R&D and manufacturing of machinery, bridge and steel structure testing, the processing of high-precision shaft and rod, automobile and motorcycle parts, R&D and production of generator and units, etc. Through the establishment of administrative personnel management center, it provides complete professional system support such as human resources, science and technology, quality, supply chain, and finance for the industrial development of the sub-group.

The series of steel wire rope and steel wire products produced by the sub-group are widely used in aviation, petroleum, chemical, automobile, medical, machinery, engineering, construction and other fields, among which the steel wire ropes for conveyor belt are in the forefront of the world, fine wire rope, stainless steel products and other products are in the forefront of the industry; The Metal Materials Testing and Analysis Center is accredited by a national laboratory. The sub-group also has a subsidiary with a complete military qualification. In 2016, the subsidiaries of the sub-group made great contributions in winning the China Industrial Award and the single champion of steel wire and rope manufacturing industry for Fasten Group. With the general goal of "build a megaton enterprise of metal products" and the overall direction of metal products, precision equipment, testing services and business integration, the sub-group aims to consolidate and improve its leading position in the metal products industry.





# 输送带用钢丝绳基地

## Conveyor Belt Steel Cord Base

### 先进的输送带用钢丝绳生产基地

A major conveyor belt steel cord production base in the world

输送带用钢丝绳基地以江苏法尔胜特钢制品有限公司为依托，是目前世界上先进的输送带用钢丝绳生产基地。单体工厂规模位居全球前列，总设计生产能力60000吨。

基地产品分十大系列400多个品种规格，以“法尔胜”牌高强度输送带用特种钢绳为主系列，并延伸了16mm以下的高层建筑吊篮用特种钢绳、高压胶管用钢绳、航空用钢绳、操纵用钢绳、电梯门机用钢丝绳、绞盘用钢丝绳等各种“优、特”钢绳品种。其中，输送带用钢丝绳产品已和国内外知名企业建立了长期战略合作伙伴关系。

作为新材料技术企业，基地拥有先进的生产装备、领先的工艺技术、雄厚的技术研发力量、高素质的员工队伍、健全及完善的生产运营管理制度。在同行业中率先采用国际上最先进的SAP企业资源计划系统管理软件，以业务流程为核心，实施信息的集成化管理。严格按照ISO 9001质量管理体系及ISO 14001环境管理体系要求组织生产。公司是输送带用钢丝绳、高压胶管用镀锌钢丝绳、高空作业吊篮用钢丝绳等国家标准和行业标准的主要起草单位。

公司生产的出口输送带用钢丝绳在2013年获得了国家质检总局颁发的“出口免验证书”，是行业中的标杆。







The conveyor belt steel cord base is based on Jiangsu Fasten Steel Cord Co., Ltd. It is the world's advanced production base for conveyor belt steel cords. The scale ranks in the tops in the world, with a total designed production capacity of 60,000 tons.

The products are divided into ten series and more than 400 varieties. With "Fasten" brand high strength conveyor belt steel cord as the main sery, there are also various "excellent and special" steel cord varieties such as steel cord under 16mm for cradles for the high-rise buildings, steel cord for high pressure hoses, aircraft cable, control cable, steel cord for elevator door machines, winch cable, etc. Among them, the conveyor belt steel cord has established a long-term strategic partnerships with well-known enterprises at home and abroad.

As a new material technology enterprise, the base has advanced production equipment, leading technology, strong technical research and development ability, high qualified staff team as well as sound and perfect production and operation management system. In this industry, Fasten takes the leading role in adopting the most advanced SAP enterprise resource planning management system. and implementing information integration with the business process as the core. The base strictly follows the requirements of ISO 9001 quality management system and ISO 14001 environmental management system. Moreover, the company is the main drafter of national and industrial standards of conveyor belt steel cord, galvanized steel cord for high pressure hoses and steel cord for cradles for high-rise buildings.

In 2013, the conveyor belt steel cord obtained the "Export Inspection Exemption Certificate" issued by AQSIQ (National Bureau of Quality Inspection), which makes Fasten as the bench make in the industry.

## 用途 Application:

- 用于橡胶输送带等橡胶制品的骨架增强材料 Used as reinforcement material for rubber conveyor belts

## 表面状态 Surface coating:

- 镀锌 Galvanized

## 包装方式 Packing type:

- 工字轮 Spool

## 特点 Characteristics:

- 采用高强度、超高强度钢丝生产，钢丝绳可超长交货 Made of high strength steel wire, providing extra long steel wire ropes
- 采用密封包装，具有较长的质量保证期 Sealed package for good surface conditions and long guarantee period
- 开放式结构能使橡胶充分渗透到钢丝缝隙，获得更好的粘合强度，延长胶带使用寿命并节约成本 Open structure makes rubber completely penetrate into the seam between steel wires, achieving better adhesion and longer life of conveyor belt and also saving costs

## 标准 Standard:

- 按GB/T 12753、大陆、芬纳邓禄普、横滨等公司技术规范生产，也可根据顾客的技术要求生产 In accordance with GB/T 12753, specification of CONTITECH, FENNER DUNLOP YOKOHAMA etc., as well as customers' requests

# 输送带用钢丝绳

## STEEL WIRE ROPES FOR CONVEYOR BELT



## 使用注意事项 Remarks during use and handling:

- 运输过程中应轻提轻放，防止撞击损坏外包装，防潮并严禁淋雨，钢丝绳应储存在干燥通风的室内

During transportation, handle with care, avoid bumping and damaging the outer packing materials. Moisture and rain prohibited. Steel wire ropes must be stored in dry and well ventilated indoors.

- 上轴生产时应注意捻向和放线方向，并注意工字轮旋转自如及张力的一致性

Pay attention to the twisting and paying off directions of steel wire ropes when producing. Be sure the spool is rotating freely as to achieve identical tension of all the steel wire ropes.

- 因分次压延(使用)，剩余钢丝绳必须及时重新包裹，防止钢丝绳表面氧化变质，以保证与橡胶有良好结合

In case of batch usage, the remaining should be repacked to avoid oxidizing of the surface to guarantee good adhesion with rubber.



## 输送带用钢丝绳 技术参数 Technical parameters

6×7-WSC

钢丝绳直径 Diameter		最小破断拉力 Min. breaking load				参考重量 Approximate weight
公称直径, D Nominal diameter	允许偏差 Tolerances	I	II	III	IV	
mm	%D	kN				kg/100 m
2.50	+5 -2	5.9	6.1	6.4	6.6	2.5
2.60		6.3	6.6	6.9	7.2	2.7
2.70		6.8	7.1	7.4	7.7	2.9
2.80		7.4	7.7	8.0	8.3	3.1
2.90		7.9	8.2	8.6	8.9	3.4
3.00		8.4	8.8	9.2	9.6	3.6
3.10		9.0	9.4	9.8	10.2	3.8
3.20		9.6	10.0	10.5	10.9	4.1
3.30		10.2	10.7	11.1	11.6	4.4
3.40		10.8	11.3	11.8	12.3	4.6
3.50		11.5	12.0	12.5	13.0	4.9
3.60		12.2	12.7	13.2	13.8	5.2
3.70		12.8	13.4	14.0	14.5	5.5
3.80		13.5	14.1	14.7	15.3	5.8
3.90		14.3	14.9	15.5	16.2	6.1
4.00		15.0	15.7	16.3	17.0	6.4
4.10		15.8	16.5	17.2	17.9	6.7
4.20		16.5	17.3	18.0	18.7	7.1
4.30		17.3	18.1	18.9	19.6	7.4
4.40		18.2	19.0	19.8	20.6	7.7
4.50		19.0	19.8	20.7	21.5	8.1
4.60		19.8	20.7	21.6	22.5	8.5
4.70		20.7	21.6	22.6	23.5	8.8
4.80		21.6	22.6	23.5	24.5	9.2
4.90		22.5	23.5	24.5	25.5	9.6
5.00		23.4	24.5	25.5	26.6	10.0
5.10		24.4	25.5	26.6	27.6	10.4
5.20		25.4	26.5	27.6	28.7	10.8
5.30		26.3	27.5	28.7	29.8	11.2
5.40		27.3	28.6	29.8	31.0	11.7
5.50		28.4	29.6	30.9	32.1	12.1
5.60		29.4	30.7	32.0	33.3	12.5
5.70		30.5	31.8	33.2	34.5	13.0
5.80		31.6	32.9	34.3	35.7	13.5
5.90		32.6	34.1	35.5	37.0	13.9

输送带用钢丝绳 技术参数 Technical parameters

6×19-WSC

钢丝绳直径 Diameter		最小破断拉力 Min. breaking load				参考重量 Approximate weight
公称直径, D Nominal diameter	允许偏差 Tolerances	I	II	III	IV	
mm	%D	kN				kg/100 m
6.0	+5 -2	30.0	31.4	32.7	34.0	13.3
6.2		32.1	33.5	34.9	36.3	14.2
6.4		34.2	35.7	37.2	38.7	15.1
6.6		36.3	37.9	39.5	41.1	16.1
6.8		38.6	40.3	42.0	43.7	17.1
7.0		40.9	42.7	44.5	46.3	18.1
7.2		43.2	45.1	47.1	49.0	19.1
7.4		45.7	47.7	49.7	51.7	20.2
7.6		48.2	50.3	52.4	54.6	21.3
7.8		50.7	53.0	55.2	57.5	22.4
8.0		53.4	55.7	58.1	60.5	23.6
8.2		56.1	58.6	61.0	63.5	24.8
8.4		58.8	61.4	64.1	66.7	26.0
8.6		61.7	64.4	67.1	69.9	27.3
8.8		64.6	67.4	70.3	73.2	28.6
9.0		67.5	70.5	73.5	76.5	29.9
9.2		70.6	73.7	76.8	80.0	31.2
9.4		73.7	76.9	80.2	83.5	32.6
9.6		76.9	80.3	83.7	87.1	34.0
9.8		80.1	83.6	87.2	90.7	35.4
10.0	+4 -2	83.4	87.1	90.8	94.5	36.9
10.2		86.8	90.6	94.4	98.3	38.4
10.4		90.2	94.2	98.2	102	39.9
10.6		93.7	97.8	102	106	41.5
10.8		97.3	102	106	110	43.0
11.0		101	105	110	114	44.6
11.2		105	109	114	119	46.3
11.4		108	113	118	123	48.0
11.6		112	117	122	127	49.7
11.8		116	121	126	132	51.4
12.0		120	125	131	136	53.1
12.2		124	130	135	141	54.9
12.4		128	134	140	145	56.7
12.6		132	138	144	150	58.6
12.8		137	143	149	155	60.5
13.0		141	147	153	159	62.4
13.2		145	152	158	164	64.3
13.4		150	156	163	169	66.3
13.6		154	161	167	174	68.3
13.8		159	166	173	180	70.3
14.0		164	171	178	185	72.3
14.5		175	183	191	198	77.6
15.0		188	196	204	212	83.0

注：直径大于等于12 mm的钢丝绳中心股的中心丝也可以采用1×3结构钢丝股代替。

NOTE: 1X3 strand can be used instead of the king filament of the central strand for those cord diameters greater than or equal to 12mm.



## 输送带用钢丝绳 技术参数 Technical parameters

## 6×19W-WSC

钢丝绳直径 Diameter		最小破断拉力 Min. breaking load				参考重量 Approximate weight
公称直径, D Nominal diameter	允许偏差 Tolerances	I	II	III	IV	
mm	%D	kN				kg/100 m
6.0	+5 -2	31.4	32.8	34.2	35.6	14.7
6.2		33.5	35.0	36.5	38.0	15.7
6.4		35.7	37.3	38.9	40.5	16.7
6.6		38.0	39.7	41.4	43.0	17.8
6.8		40.3	42.1	43.9	45.7	18.9
7.0		42.7	44.6	46.5	48.4	20.0
7.2		45.2	47.2	49.2	51.2	21.2
7.4		47.8	49.9	52.0	54.1	22.3
7.6		50.4	52.6	54.8	57.1	23.6
7.8		53.1	55.4	57.8	60.1	24.8
8.0		55.8	58.3	60.8	63.2	26.1
8.2		58.7	61.3	63.8	66.4	27.4
8.4		61.6	64.3	67.0	69.7	28.8
8.6		64.5	67.4	70.2	73.1	30.2
8.8		67.6	70.5	73.5	76.5	31.6
9.0		70.7	73.8	76.9	80.0	33.0
9.2		73.8	77.1	80.4	83.6	34.5
9.4		77.1	80.5	83.9	87.3	36.1
9.6		80.4	84.0	87.5	91.1	37.6
9.8		83.8	87.5	91.2	94.9	39.2
10.0	+4 -2	87.2	91.1	95.0	98.8	40.8
10.2		90.8	94.8	98.8	103	42.4
10.4		94.4	98.5	103	107	44.1
10.6		98.0	102	107	111	45.8
10.8		102	106	111	115	47.6
11.0		106	110	115	120	49.4
11.2		109	114	119	124	51.2
11.4		113	118	123	128	53.0
11.6		117	123	128	133	54.9
11.8		121	127	132	138	56.8
12.0		126	131	137	142	58.8
12.2		130	136	141	147	60.7
12.4		134	140	146	152	62.7
12.6		138	145	151	157	64.8
12.8		143	149	156	162	66.8
13.0		147	154	160	167	69.0
13.2		152	159	165	172	71.1
13.4		157	164	171	177	73.3
13.6		161	168	176	183	75.5
13.8		166	173	181	188	77.7
14.0		171	179	186	194	80.0
14.5		183	192	200	208	85.8
15.0		196	205	214	222	91.8

注：直径大于等于12 mm的钢丝绳中心股的中心丝也可以采用1×3结构钢丝股代替。

NOTE: 1X3 strand can be used instead of the king filament of the central strand for those cord diameters greater than or equal to 12mm.

注：根据顾客需要，还可提供其他结构、规格、抗拉强度的产品。

NOTE: Engineering design can be provided according to customers' requests.

## 用途 Application:

- 用于大口径橡胶输油管等橡胶制品的骨架增强材料 Used as reinforcement material for big diameter rubber hoses

## 表面状态 Surface coating:

- 镀锌 Galvanized

## 包装方式 Packing type:

- 工字轮 Spool

## 特点 Characteristics:

- 采用高强度、超高强度钢丝生产，钢丝绳可超长交货 Made of high strength steel wire, providing extra long steel wire ropes
- 采用密封包装，具有较长的质量保证期 Sealed package for good surface conditions and long guarantee period
- 能与橡胶很好的粘合，延长胶管使用寿命并节约成本 Structure makes rubber completely penetrate into the seam between steel wires, achieving better adhesion and longer life of hose and also saving costs

## 标准 Standard:

- 按GB/T 12756、大陆、横滨等公司技术规范生产，也可根据顾客的技术要求生产 In accordance with GB/T 12756, specification of CONTITECH, YOKOHAMA etc., as well as customers' requests

# 胶管用钢丝绳

## STEEL WIRE ROPES FOR RUBBER HOSE



## 使用注意事项 Remarks during use and handling:

- 运输过程中应轻提轻放，防止撞击损坏外包装，防潮并严禁淋雨，钢丝绳应储存在干燥通风的室内

During transportation, handle with care, avoid bumping and damaging the outer packing materials. Moisture and rain prohibited. Steel wire ropes must be stored in dry and well ventilated indoors.

- 上轴生产时应注意捻向和放线方向，并注意工字轮旋转自如及张力的一致性

Pay attention to the twisting and paying off directions of steel wire ropes when producing. Be sure the spool is rotating freely as to achieve identical tension of all the steel wire ropes.

- 因分次编制(使用)，剩余钢丝绳必须及时重新包裹，防止钢丝绳表面氧化变质，以保证与橡胶有良好结合

In case of batch usage, the remaining should be repacked to avoid oxidizing of the surface to guarantee good adhesion with rubber.



## 胶管用钢丝绳 技术参数 Technical parameters

结构 Construction	公称直径 Nominal diameter	直径允许偏差 Tolerances	最小破断拉力 Min. breaking load					参考重量 Approximate weight
			1860 MPa	1960 MPa	2060 MPa	2160 MPa	2260 MPa	
	mm	mm	kN					kg/100 m
1×7	1.0	$+0.10$ 0	1.00	1.06	1.11	1.17	1.22	0.52
	1.2		1.45	1.52	1.60	1.68	1.76	0.75
	2.1	$+0.20$ 0	4.43	4.67	4.91	5.14	5.38	2.30
1×19	1.2	$+0.15$ -0.05	1.42	1.50	1.57	1.65	1.72	0.73
	1.5		2.22	2.34	2.46	2.58	2.70	1.14
	1.8		3.19	3.37	3.54	3.71	3.88	1.64
	2.0	$+0.20$ -0.05	3.94	4.16	4.37	4.58	4.79	2.03
	2.5		6.16	6.49	6.82	7.16	7.49	3.17
	3.0		8.87	9.35	9.83	10.30	10.78	4.56
	3.5		12.08	12.73	13.37	14.02	14.67	6.21
	4.0		15.77	16.62	17.47	18.32	19.16	8.11
	4.5		19.96	21.04	22.11	23.18	24.26	10.27
	5.0		24.65	25.97	27.30	28.62	29.95	12.68
1×19W	3.0	$+0.20$ -0.05	10.21	10.76	11.31	11.86	12.41	4.82
	3.5		13.90	14.65	15.39	16.14	16.89	6.55
	4.0		18.15	19.13	20.11	21.08	22.06	8.56
	4.5		22.98	24.21	25.45	26.68	27.92	10.83
	5.0		28.37	29.89	31.42	32.94	34.47	13.38

注：根据顾客需要，还可提供其他结构、规格、抗拉强度的产品。

NOTE: Engineering design can be provided according to customers' requests.

## 用途 Application:

- 用于高处作业吊篮、擦窗机、手板葫芦及风力发电风机塔筒升降机系统 Used in temporarily installed suspended access equipment, window cleaning equipment, manual hoisting devices and lifting system of the wind turbine tower

## 表面状态 Surface Coating:

- 热镀锌 Hot galvanized

## 包装方式 Packing type:

- 工字轮或脱件 Spool or coil

## 特点 Characteristics:

- 定尺钢丝生产 Made of length determined steel wires
- 线接触结构、直径公差小、可挠性强 Parallel lay structure, small diameter tolerance, flexible

## 标准 Standard:

- 按YB/T 4575, 也可根据顾客的技术要求生产 In accordance with YB/T 4575, as well as customers' requests

# 吊篮用钢丝绳

## STEEL WIRE ROPES FOR TEMPORARILY INSTALLED SUSPENDED ACCESS EQUIPMENT



## 使用注意事项 Remarks during use and handling:

- 运输过程中应该轻提轻放, 防止撞击损坏外包装, 防潮并严禁淋雨, 钢丝绳应储存在干燥通风的室内  
During transportation, handle with care, avoid bumping and damaging the outer packing materials. Moisture and rain prohibited. Steel wire ropes must be stored in dry and well ventilated indoors.
- 使用过程中应采用工字轮退转放线并注意放线方向, 避免产生附加应力  
Pay attention to directions of pay-off and take-up to avoid generating additional stress.
- 加工焊头过程中, 应使钢丝绳处于松弛无应力状态下进行  
During the process of welding, Ropes must be under relaxation and stressless conditions.
- 现场使用中, 应注意钢丝绳穿行方向及尾部自然悬垂, 避免产生附加应力及钢丝绳弯折  
At work site, pay attention to the threading direction and the ends natural overhang to avoid additional stress and curving of the wire ropes.





吊篮用钢丝绳 技术参数 Technical parameters

4×25Fi-FC 4×31WS-FC

公称直径, D Nominal diameter		参考重量 Approximate weight	公称抗拉强度, MPa Nominal tensile strength					
			1870	1960	2060	2160	2260	2360
直径 Diameter	允许偏差 Tolerances		最小破断拉力 Min. breaking load					
mm	%D	kg/100 m	kN					
6.0	+3 -2	14.8	24.2	25.4	26.7	28.0	29.3	30.6
7.0		20.1	33.0	34.6	36.3	38.1	40.0	41.6
8.0		26.2	43.1	45.2	47.5	49.8	52.1	54.4
8.3		28.2	46.4	48.6	51.1	53.6	56.0	58.5
8.6		30.3	49.8	52.2	54.8	57.5	60.2	62.8
9.0		33.2	54.5	57.2	60.1	63.0	65.9	68.8
9.5		37.0	60.8	63.7	66.9	70.2	73.4	76.7
10		41.0	67.3	70.6	74.2	77.8	81.4	85.0
12		59.2	96.9	102	107	112	117	122
14		80.6	132	138	145	152	159	167
16		105	172	180	190	199	208	217

吊篮用钢丝绳 技术参数 Technical parameters

6X19W-WSC 6X19S-WSC

公称直径, D Nominal diameter		参考重量 Approximate weight	公称抗拉强度, MPa Nominal tensile strength					
			1870	1960	2060	2160	2260	2360
直径 Diameter	允许偏差 Tolerances		最小破断拉力 Min. breaking load					
mm	%D	kg/100 m	kN					
6.0	+3 -2	15.0	24.0	25.1	26.4	27.7	29.0	30.2
7.0		20.5	32.6	34.2	35.9	37.7	39.4	41.2
8.0		26.8	42.6	44.7	46.9	49.2	51.5	53.8
8.3		28.8	45.9	48.1	50.5	53.0	55.4	57.9
8.6		31.0	49.2	51.6	54.2	56.9	59.5	62.1
9.0		33.9	53.9	56.5	59.4	62.3	65.2	68.1
9.5		37.7	60.1	63.0	66.2	69.4	72.6	75.8
10		41.8	66.6	70.0	73.3	76.9	80.5	84.0
12		60.2	95.9	100	106	111	116	121

## 吊篮用钢丝绳 技术参数 Technical parameters

6×31WS-FC 6×31WS-WSC 6×36WS-FC 6×36WS-WSC

公称直径, D Nominal diameter		参考重量 Approximate weight  kg/100 m		公称抗拉强度, MPa Nominal tensile strength											
				1870		1960		2060		2160		2260		2360	
直径 Diameter	允许偏差 Tolerances			最小破断拉力 Min. breaking load											
mm	%D	纤维芯 FC	钢芯 WSC	纤维芯 FC	钢芯 WSC	纤维芯 FC	钢芯 WSC	纤维芯 FC	钢芯 WSC	纤维芯 FC	钢芯 WSC	纤维芯 FC	钢芯 WSC	纤维芯 FC	钢芯 WSC
6.0	+3 -2	13.7	15.1	22.2	24.0	23.3	25.1	24.5	26.4	25.7	27.7	26.9	28.9	28.1	30.2
7.0		18.6	20.5	30.2	32.6	31.7	34.2	33.3	35.9	34.9	37.7	36.6	39.4	38.2	41.1
8.0		24.3	26.8	39.5	42.6	41.4	44.7	43.5	47.0	45.6	49.2	47.7	51.5	49.8	53.8
8.3		26.2	28.8	42.5	45.9	44.6	48.1	46.9	50.6	49.1	53.0	51.4	55.5	53.7	57.9
8.6		28.1	31.0	45.6	49.3	47.9	51.6	50.3	54.2	52.7	56.9	55.2	59.5	57.7	62.1
9.0		30.8	33.9	50.0	53.9	52.4	56.5	55.1	59.4	57.8	62.3	60.4	65.1	63.1	68.0
9.5		34.3	37.7	55.7	60.1	58.4	63.0	61.4	66.2	64.3	69.4	67.3	72.6	70.3	75.9
10		38.0	41.8	61.7	66.6	64.7	69.8	68.0	73.4	71.3	76.9	74.6	80.5	77.9	84.0
12		54.7	60.2	88.9	95.9	93.1	100	97.9	105	103	111	107	115	112	120
14		74.5	--	121	--	127	--	133	--	140	--	146	--	153	--
16		97.3	--	158	--	166	--	174	--	183	--	191	--	200	--

注：根据顾客需要，还可提供其他结构、规格、抗拉强度的产品。

NOTE: Engineering design can be provided according to customers' requests.

## 用途 Application:

- 用作汽车、轮船的绞盘牵引绳  
Used in the winch of automobiles and ships

## 表面状态 Surface coating:

- 镀锌 Galvanized

## 包装方式 Packing type:

- 工字轮 Spool

## 特点 Characteristics:

- 捻制紧密、不松散、柔软性好 Compact, no flare, flexible
- 高强度、直径公差小 High tensile strength, small diameter tolerance

## 标准 Standard:

- 按Q/320281PM03和Q/320281CB03, 也可根据顾客的技术要求生产 In accordance with Q/320281PM03 and Q/320281CB03, as well as customers' requests

# 绞盘用钢丝绳

## STEEL WIRE ROPES FOR WINCH



## 使用注意事项 Remarks during use and handling:

- 运输过程中应该轻提轻放, 防止撞击损坏外包装, 防潮并严禁淋雨, 钢丝绳应储存在干燥通风的室内  
During transportation, handle with care, avoid bumping and damaging the outer packing materials. Moisture and rain prohibited. Steel wire ropes must be stored in dry and well ventilated indoors.
- 使用过程中应采用工字轮退转放线并注意放线方向, 避免产生附加应力  
Pay attention to directions of pay-off and take-up to avoid generating additional stress.
- 加工焊头过程中, 应使钢丝绳处于松弛无应力状态下进行 During the process of welding, Ropes must be under relaxation and stressless conditions.





绞盘用钢丝绳 技术参数 Technical parameters

6×19-WSC

钢丝绳直径 Diameter		参考重量 Approximate weight	钢丝公称抗拉强度，MPa Nominal tensile strength			
			1960	2060	2160	2260
公称直径, D Nominal diameter	允许偏差 Tolerances		钢丝绳最小破断拉力 Min. breaking load			
mm	%D	kg/100 m	kN			
4.0	+4 -2	6.4	12.1	12.7	13.3	14.0
4.8		9.5	17.4	18.3	19.2	20.1
5.4		11.6	22.1	23.2	24.3	25.4
6.0		14.3	27.2	28.6	30.0	31.4
6.4		16.3	31.0	32.6	34.2	35.7
7.2		20.6	39.2	41.2	43.2	45.2
8.0		25.5	48.4	50.9	53.4	55.8
8.6		29.4	56.0	58.8	61.7	64.5
9.2		33.7	64.0	67.3	70.6	73.8
9.5		35.9	68.3	71.8	75.2	78.7

绞盘用钢丝绳 技术参数 Technical parameters

6×19W-WSC

钢丝绳直径 Diameter		参考重量 Approximate weight	钢丝公称抗拉强度，MPa Nominal tensile strength			
			1960	2060	2160	2260
公称直径, D Nominal diameter	允许偏差 Tolerances		钢丝绳最小破断拉力 Min. breaking load			
mm	%D	kg/100 m	kN			
4.0	+4 -2	6.7	13.0	13.6	14.3	14.9
4.8		9.6	18.7	19.6	20.6	21.5
5.4		12.2	23.6	24.8	26.0	27.2
6.0		15.0	29.1	30.6	32.1	33.6
6.4		17.1	33.2	34.8	36.5	38.2
7.2		21.7	42.0	44.1	46.2	48.4
8.0		26.8	51.8	54.4	57.1	59.7
8.1		27.4	53.1	55.8	58.5	61.2
8.3		28.8	55.8	58.6	61.5	64.3
8.6		30.9	59.9	62.9	66.0	69.0
9.2		35.4	68.5	72.0	75.5	79.0
9.5		37.7	73.1	76.8	80.5	84.2
10.0		41.8	80.9	85.1	89.2	93.3
11.0		50.6	97.9	103	108	113
12.0		60.2	117	123	128	134

## 绞盘用钢丝绳 技术参数 Technical parameters

## 6×31WS-WSC/IWRC

钢丝绳直径 Diameter		参考重量 Approximate weight	钢丝绳公称抗拉强度, MPa Nominal tensile strength			
			1960	2060	2160	2260
公称直径, D Nominal diameter	允许偏差 Tolerances			钢丝绳最小破断拉力 Min. breaking load		
mm	%D	kg/100 m	kN			
8.2	+4 -2	28.1	54.4	57.2	60.0	62.8
9.2		35.4	68.5	72.0	75.5	79.0
9.5		37.7	73.1	76.8	80.5	84.2
10.0		41.8	80.9	85.1	89.2	93.3
10.5		46.1	89.2	93.8	98.4	103
11.0		50.6	97.9	103	108	113
12.0		60.2	117	123	128	134
13.0		70.6	137	144	151	158
14.0		81.9	159	167	175	183

## 8×K26WS-IWRC

钢丝绳直径 Diameter		参考重量 Approximate weight	钢丝绳公称抗拉强度, MPa Nominal tensile strength			
			1960	2060	2160	2260
公称直径, D Nominal diameter	允许偏差 Tolerances		钢丝绳最小破断拉力 Min. breaking load			
mm	%D	kg/100 m	kN			
10.0	+4 -2	44.8	78.5	82.5	86.8	90.8
11.0		54.2	95.0	100	105	109
12.0		64.5	113	119	125	130
13.0		75.7	133	139	146	153
14.0		87.8	154	162	170	178
15.0		101	177	186	195	204

注：根据顾客需要，还可提供其他结构、规格、抗拉强度的产品。

NOTE: Engineering design can be provided according to customers' requests.

## 用途 Application:

- 航空器、重要机械和仪器 Used in aircrafts, important machines and apparatus

## 表面状态 Surface coating:

- 镀锌 Galvanized

## 包装方式 Packing type:

- 工字轮或脱件 Spool or coil

## 特点 Characteristics:

- 直线性好 Good linearity
- 直径公差小，柔软 Small tolerance , flexible

## 标准 Standard:

- 按YB/T 5197 、MIL-DTL-83420和JIS G3535，也可根据顾客的技术要求生产 In accordance with YB/T 5197, MIL-DTL-83420 and JIS G3535, as well as customers' requests

# 航空用钢丝绳

## STEEL WIRE ROPES FOR AERONAUTICAL USE



## 使用注意事项 Remarks during use and handling:

- 运输过程中应轻提轻放，防止撞击损坏外包装，防潮并严禁淋雨，钢丝绳应储存在干燥通风的室内

During transportation, handle with care, avoid bumping and damaging the outer packing materials. Moisture and rain prohibited. Steel wire ropes must be stored in dry and well ventilated indoors.

- 使用过程中应采用工字轮退转放线并注意放线方向，避免产生附加应力  
Pay attention to directions of pay-off and take-up to avoid generating additional stress.

- 现场使用中，应注意钢丝绳穿行方向，避免产生附加应力及钢丝绳弯折  
At work site, pay attention to the threading direction and avoid additional stress and curving of the wire ropes.



## 航空用钢丝绳 技术参数 MIL technical parameters

公称直径 Nominal diameter		结构 Construction	最小破断拉力(A组) Min. B/L(Class A)		最小破断拉力(B组) Min. B/L(Class B)		参考重量 Approximate weight	
in	mm		lb	kN	lb	kN	lb/100 ft	kg/100 m
3/64	1.19	7×7	270	1.20	270	1.20	0.42	0.62
1/16	1.59	7×7	480	2.14	480	2.14	0.75	1.12
3/32	2.38	7×7	920	4.09	920	4.09	1.60	2.38
3/32	2.38	7×19	1000	4.45	920	4.09	1.74	2.59
1/8	3.18	7×19	2000	8.90	1760	7.83	2.90	4.31
5/32	3.97	7×19	2800	12.46	2400	10.68	4.50	6.70
3/16	4.76	7×19	4200	18.69	3700	16.46	6.50	9.67
7/32	5.56	7×19	5600	24.92	5000	22.25	8.60	12.80
1/4	6.35	7×19	7000	31.15	6400	28.48	11.00	16.37
9/32	7.14	7×19	8000	35.60	7800	34.71	13.90	20.68
5/16	7.94	7×19	9800	43.61	9000	40.05	17.30	25.74
3/8	9.53	7×19	14400	64.08	12000	53.40	24.30	36.16

航空用钢丝绳 技术参数 YB technical parameters

1×7

公称直径 Nominal diameter	公称抗 拉强度 Norminal T/S	绳最小破 断拉力 Min. B/L	参考重量 Approximate weight
mm	MPa	kN	kg/100 m
0.70	1870	0.5	0.30
1.00	1870	1.1	0.60
1.50	1770	2.2	1.20
1.80	1770	3.2	1.80
1.95	1770	3.7	2.10

1×19

公称直径 Nominal diameter	公称抗 拉强度 Norminal T/S	绳最小破 断拉力 Min. B/L	参考重量 Approximate weight
mm	MPa	kN	kg/100 m
1.00	1870	1.0	0.60
1.20	1770	1.4	0.90
1.40	1770	1.9	1.20
1.70	1770	2.7	1.70
2.00	1770	3.8	2.40
2.50	1770	5.0	3.70
3.00	1670	8.1	5.40

6×7+IWS

公称直径 Nominal diameter	公称抗 拉强度 Norminal T/S	绳最小破 断拉力 Min. B/L	参考重量 Approximate weight
mm	MPa	kN	kg/100 m
1.80	1870	2.5	1.50
2.15	1870	3.6	2.20
2.50	1870	5.0	3.00
3.05	1870	7.3	4.40
3.60	1870	10.1	6.20
4.50	1770	15.0	9.60
5.40	1670	20.4	13.80

6×7+FC

公称直径 Nominal diameter	公称抗 拉强度 Norminal T/S	绳最小破 断拉力 Min. B/L	参考重量 Approximate weight
mm	MPa	kN	kg/100 m
1.80	1960	2.3	1.40
2.15	1960	3.3	2.00
2.50	1960	4.5	2.70
3.05	1870	6.3	4.00
3.60	1870	8.7	5.50
4.10	1770	10.4	7.00
4.50	1770	12.8	8.70
5.40	1670	17.5	12.50



航空用钢丝绳 技术参数 YB technical parameters

6×19+IWS

公称直径 Nominal diameter	公称抗 拉强度 Norminal T/S	绳最小破 断拉力 Min. B/L	参考重量 Approximate weight
mm	MPa	kN	kg/100 m
3.00	2060	7.3	4.20
3.20	2160	8.9	4.30
3.60	1770	9.1	6.00
4.20	1770	12.3	8.20
5.10	1770	18.2	12.10
6.00	1670	23.7	16.70
7.50	1670	37.1	26.00
8.25	1670	44.9	32.00
9.00	1670	53.4	37.60
9.75	1670	62.6	44.10

6×19+FC

公称直径 Nominal diameter	公称抗 拉强度 Norminal T/S	绳最小破 断拉力 Min. B/L	参考重量 Approximate weight
mm	MPa	kN	kg/100 m
3.00	2060	6.3	3.80
3.30	1770	6.5	4.50
3.60	1770	7.8	5.40
4.20	1770	10.6	7.40
4.50	1770	12.2	8.27
4.80	1770	12.9	9.00
5.10	1770	15.6	10.90
6.20	1670	20.3	15.00

6×37+FC

钢丝绳直径 Rope diameter		绳公称抗 拉强度 Norminal T/S MPa	绳最小破 断拉力 Min. B/L kN	参考重量 Approximate weight kg/100 m
公称直径, D Nominal diameter mm	允许偏差 Tolerance %D			
4.8	+7 0	1960	14.6	8.27
5.2			17.2	9.71
6.7	+6 0	1770	25.8	16.11
7.4			31.4	19.65
8.7	+5 0	1670	41.0	27.17

注：根据顾客需要，还可提供其他结构、规格、抗拉强度的产品。  
NOTE: Engineering design can be provided according to customers' requests.

# 商品钢丝基地

## Commercial Wire Base


中国品种齐全、生产技术能力领先的商品钢丝生产基地

A leading production technology of steel wire production base with great variety in China

商品钢丝基地以江阴法尔胜金属制品有限公司、江阴法尔胜线材制品有限公司为依托。主要从事各类高等级的钢丝及其制品生产，产品规格涵盖0.5mm~12mm，设计总生产能力达到300000吨。

基地产品按照用途分为弹簧钢丝/琴钢丝、电力电缆钢丝、汽车座椅骨架钢丝、软轴软管钢丝、制绳钢丝、热处理再伸钢丝六大系列，是国内商品钢丝品种较全，生产技术能力领先的生产基地。基地产品主要应用于汽车、电力、通讯、机械部件、海洋工程、家用电器、纺织器材等领域，拥有良好的市场认知度及口碑。商品钢丝基地不仅成为下游钢绳工厂的半成品枢纽站，而且是法尔胜新产品研发的起点站。

基地通过了ISO 9001质量管理体系以及ISO 14001环境质量体系认证，采用集中酸洗磷化、集中废水处理、中水循环利用等一系列措施，致力于打造一个绿色、环保、高效的商品钢丝产业基地。





Fasten commercial wire base mainly engaged in all kinds of high-grade steel wire production, diameter range from 0.5mm to 12mm, the design annual production capacity is 300000 tons.

Our products are divided into eight series of spring steel wire, piano steel wire, packing steel wire, power cable steel wire, car seat skeleton steel wire, flexible shaft hose steel wire, roping wire, armored steel wire according to different usage. Our products are widely used in automobile, electric power, optical communication, mechanical parts, railway materials, etc., with good market recognition and reputation.

The base has passed the ISO 9001 quality management system and ISO 14001 environmental quality system certification, using a series of measures such as centralized pickling phosphating, centralized wastewater treatment, water recycling. We are committed to creating a green, environmental protection, efficient commercial steel wire industry base.

## 用途 Application:

- 用于制造钢丝绳 Used in the manufacture of ropes

## 特点 Characteristics:

- 冷拔高碳圆形钢丝 Cold drawn high carbon round steel wire
- 强度高，直径公差小 High tensile strength, strict tolerance
- 表面无污染、锈蚀和机械损伤 Free from contamination, rust and mechanical damage.

## 表面状态 Surface coating:

- 磷化 Phosphate coated
- 镀锌 Galvanized

## 包装方式 Packing types:

- 脱卸式工字轮 Z2 spoolless coil Z2
- 工字轮 Spool

# 制绳用圆钢丝

## STEEL WIRES FOR ROPE



## 使用注意事项 Remarks during use and handling:

- 运输过程中应轻提轻放，防止撞击损坏钢丝，防潮并严禁淋雨，钢丝应储存在干燥的室内  
During transportation, handle with care, avoid bumping and damaging the steel wires. Moisture and rain prohibited. Steel wires must be stored in dry warehouses.
- 使用时应注意钢丝放线方向，并注意放线张力的一致性  
Pay attention to the direction of steel wire when paying-off. Be sure the spool is rotating freely as to achieve identical tension.
- 如多次使用，剩余钢丝必须及时重新包裹，防止钢丝表面氧化变质  
If the single unit package can not be used up, the remained wire should be repacked to avoid oxidizing.



直径 Diameter mm	公差 Tolerance mm	最小弯曲次数 Min. number of bends				最小扭转次数 Min. number of torsions				最小锌层重量 Min. mass of coating class B g/m <sup>2</sup>
		1570MPa	1770MPa	1960MPa	2160MPa	1570MPa	1770MPa	1960MPa	2160MPa	
0.50≤d<0.55	±0.015	18	17	16	15	35	33	27	25	50
0.55≤d<0.60	±0.015	16	15	14	12	35	33	27	25	50
0.60≤d<0.65	±0.015	12	11	11	9	35	33	27	25	60
0.65≤d<0.70	±0.015	12	11	11	9	35	33	27	25	60
0.70≤d<0.75	±0.015	20	19	18	16	35	33	27	25	60
0.75≤d<0.80	±0.015	18	17	16	14	35	33	27	25	60
0.80≤d<0.85	±0.015	17	16	15	13	35	33	27	25	70
0.85≤d<0.90	±0.015	15	14	13	11	35	33	27	25	70
0.90≤d<0.95	±0.015	14	13	12	10	35	33	27	25	70
0.95≤d<1.00	±0.015	14	13	12	9	35	33	27	25	70
1.00≤d<1.10	±0.020	19	18	17	15	33	31	26	24	80
1.10≤d<1.20	±0.020	17	16	15	14	33	31	26	24	80
1.20≤d<1.30	±0.020	15	14	13	13	33	31	26	24	90
1.30≤d<1.40	±0.020	14	13	12	11	32	29	25	23	90
1.40≤d<1.50	±0.020	13	12	11	10	32	29	25	23	100
1.50≤d<1.60	±0.020	16	15	14	13	32	29	25	23	100
1.60≤d<1.70	±0.020	15	14	13	12	32	29	25	23	100
1.70≤d<1.80	±0.020	14	13	12	11	32	29	25	23	100
1.80≤d<1.90	±0.025	13	12	11	9	30	28	23	21	115
1.90≤d<2.00	±0.025	12	11	10	8	30	28	23	21	115
2.00≤d<2.10	±0.025	17	16	15	13	30	28	23	21	115
2.10≤d<2.20	±0.025	16	15	14	12	30	28	23	21	125
2.20≤d<2.30	±0.025	15	14	13	11	30	28	23	21	125
2.30≤d<2.40	±0.025	15	14	13	11	28	25	21	20	125
2.40≤d<2.50	±0.025	14	13	12	(10)	28	25	21	(20)	125
2.50≤d<2.60	±0.025	13	12	11	(9)	28	25	21	(20)	125
2.60≤d<2.70	±0.025	12	11	10	(8)	28	25	21	(20)	125
2.70≤d<2.80	±0.025	12	11	10	(7)	28	25	21	(20)	125
2.80≤d<2.90	±0.030	11	10	9	(7)	28	25	21	(20)	135
2.90≤d<3.00	±0.030	11	10	9	(6)	28	25	21	(20)	135
3.00≤d<3.10	±0.030	14	13	(12)	(10)	26	23	(20)	(19)	135
3.10≤d<3.20	±0.030	14	13	(12)	(9)	26	23	(20)	(19)	135
3.20≤d<3.30	±0.030	13	12	(11)	(8)	26	23	(20)	(19)	135
3.30≤d<3.40	±0.030	13	12	(11)	(7)	26	23	(20)	(19)	135
3.40≤d<3.50	±0.030	12	11	(10)	(6)	24	21	(18)	(17)	135
3.50≤d<3.60	±0.030	10	9	(8)	(5)	24	21	(18)	(17)	135
3.60≤d<3.70	±0.030	9	(8)	(7)	(5)	24	(21)	(18)	(17)	135
3.70≤d<3.80	±0.030	9	(8)	(7)	(4)	23	(20)	(17)	(16)	135
3.80≤d<3.90	±0.030	8	(7)	(6)	(4)	23	(20)	(17)	(16)	135
3.90≤d<4.00	±0.030	8	(7)	(6)	(3)	23	(20)	(17)	(16)	135

注：执行标准EN 10264-3，也可按GB、ISO、YB、JIS、ASTM等标准或客户要求生产。

NOTE: In accordance with EN 10264-3, GB, ISO, YB, JIS, ASTM standard etc., as well as customers' requests.

## 用途 Application:

- 主要用于制造承受静载荷或动载荷的机械弹簧  
Mainly used in the manufacture of mechanical springs for static duty or dynamic duty

## 表面状态 Surface coating:

- 镀锌 Galvanized
- 磷化 Phosphate coated
- 镀铜 Copper coated
- 硼化 Borax coated

## 包装方式 Packing types:

- 轮胎式 Catch weight coil
- 脱卸式工字轮 Z2 spoolless coil Z2
- 工字轮 Spool

## 特点 Characteristics:

- 铅淬火冷拔圆形钢丝 Patented cold drawn unalloyed steel wire of circular cross-section
- 直径公差小 Strict tolerance
- 同卷强度差  $\leq 70$  MPa Tensile strength difference within a single coil  $\leq 70$  MPa
- 圈形规整 Uniformly cast and pitch
- 表面无污染、锈蚀和机械损伤 Free from contamination, rust and mechanical damage

# 弹簧钢丝/琴钢丝

## SPRING WIRES / MUSIC WIRES



## 使用注意事项 Remarks during use and handling:

- 运输过程中应轻提轻放，防止撞击损坏钢丝，防潮并严禁淋雨，钢丝应储存在干燥的室内

During transportation, handle with care, avoid bumping and damaging the steel wires. Moisture and rain prohibited. Steel wires must be stored in dry warehouses.

- 使用时应注意钢丝放线方向，并注意放线张力的一致性  
Pay attention to the direction of steel wire when paying-off. Be sure the spool is rotating freely as to achieve identical tension.

- 如多次使用，剩余钢丝必须及时重新包裹，防止钢丝表面氧化变质

If the single unit package can not be used up, the remained wire should be repacked to avoid oxidizing.





弹簧钢丝 典型参数 Typical parameters

公称直径 Diameter  mm	GB/T 4357 抗拉强度 Tensile strength MPa					执行标准 Standard
	SL	SM	SH	DM	DH	
0.50	--	2200-2470	2480-2740	2200-2470	2480-2740	GB/T 4357, JIS G3521, JIS G3522, DIN 17223, BS 5216, EN 10270-1, AS 1472, ASTM A227, ASTM A228, ISO 8458-2, or customers' requests
0.53	--	2180-2450	2460-2720	2180-2450	2460-2720	
0.56	--	2170-2430	2440-2700	2170-2430	2440-2700	
0.60	--	2140-2400	2410-2670	2140-2400	2410-2670	
0.63	--	2130-2380	2390-2650	2130-2380	2390-2650	
0.65	--	2120-2370	2380-2640	2120-2370	2380-2640	
0.70	--	2090-2350	2360-2610	2090-2350	2360-2610	
0.80	--	2050-2300	2310-2560	2050-2300	2310-2560	
0.85	--	2030-2280	2290-2530	2030-2280	2290-2530	
0.90	--	2010-2260	2270-2510	2010-2260	2270-2510	
0.95	--	2000-2240	2250-2490	2000-2240	2250-2490	
1.00	1720-1970	1980-2220	2230-2470	1980-2220	2230-2470	
1.05	1710-1950	1960-2220	2210-2450	1960-2220	2210-2450	
1.10	1690-1940	1950-2190	2200-2430	1950-2190	2200-2430	
1.20	1670-1910	1920-2160	2170-2400	1920-2160	2170-2400	
1.25	1660-1900	1910-2130	2140-2380	1910-2130	2140-2380	
1.30	1640-1890	1900-2130	2140-2370	1900-2130	2140-2370	
1.40	1620-1850	1870-2100	2110-2340	1870-2100	2110-2340	
1.50	1600-1840	1850-2080	2090-2310	1850-2080	2090-2310	
1.60	1590-1820	1830-2050	2060-2290	1830-2050	2060-2290	
1.70	1570-1800	1810-2030	2040-2260	1810-2030	2040-2260	
1.80	1550-1780	1790-2010	2020-2240	1790-2010	2020-2240	
1.90	1540-1760	1770-1990	2000-2220	1770-1990	2000-2220	
2.00	1520-1750	1760-1970	1980-2200	1760-1970	1980-2220	
2.10	1510-1730	1740-1960	1970-2180	1740-1960	1970-2180	
2.25	1490-1710	1720-1930	1940-2150	1720-1930	1940-2150	
2.40	1470-1690	1700-1910	1920-2130	1700-1910	1920-2130	
2.50	1460-1680	1690-1890	1900-2110	1690-1890	1900-2110	
2.60	1450-1660	1670-1880	1890-2100	1670-1880	1890-2100	
2.80	1420-1640	1650-1850	1860-2070	1650-1850	1860-2070	
3.00	1410-1620	1630-1830	1840-2040	1630-1830	1840-2040	
3.20	1390-1600	1610-1810	1820-2020	1610-1810	1820-2020	
3.40	1370-1580	1590-1780	1790-1990	1590-1780	1790-1990	
3.60	1350-1560	1570-1760	1770-1970	1570-1760	1770-1970	
3.80	1340-1540	1550-1740	1750-1950	1550-1740	1750-1950	
4.00	1320-1520	1530-1730	1740-1930	1530-1730	1740-1930	
4.25	1310-1500	1510-1700	1710-1900	1510-1700	1710-1900	
4.50	1290-1490	1500-1680	1690-1880	1500-1680	1690-1880	
4.75	1270-1470	1480-1670	1680-1840	1480-1670	1680-1840	
5.00	1260-1450	1460-1650	1660-1830	1460-1650	1660-1830	
5.30	1240-1430	1440-1630	1640-1820	1440-1630	1640-1820	
5.60	1230-1420	1430-1610	1620-1800	1430-1610	(1620-1800)	
6.00	1210-1390	1400-1580	1590-1770	1400-1580	(1590-1770)	
6.30	1190-1380	1390-1560	(1570-1750)	1390-1560	(1570-1750)	
6.50	1180-1370	1380-1550	(1560-1740)	1380-1550	(1560-1740)	
7.00	1160-1340	1350-1530	(1540-1710)	1350-1530	(1540-1710)	
7.50	1140-1320	1330-1500	(1510-1680)	1330-1500	(1510-1680)	
8.00	1120-1300	1310-1480	(1490-1660)	1310-1480	(1490-1660)	
8.50	1110-1280	1290-1460	(1470-1630)	1290-1460	(1470-1630)	
9.00	1090-1260	1270-1440	(1450-1610)	1270-1440	(1450-1610)	
9.50	1070-1250	1260-1420	(1430-1590)	1260-1420	(1430-1590)	
10.00	1060-1230	1240-1400	(1410-1570)	1240-1400	(1410-1570)	

## 用途 Application:

- 用作海缆加强件 Used for reinforcement in the manufacture of subsea cables

## 表面状态 Surface coating:

- 镀锌 Galvanized

## 特点 Characteristics:

- 厚镀层, 耐腐蚀 Thick coating layer, good corrosion prevention
- 低碳低强度或高碳高强度 Low carbon, low tensile or high carbon, high tensile

## 包装方式 Packing types:

- 脱件 Z2/Z3 spoolless coil Z2/Z3
- 轮胎式 Catch weight coil

# 海缆用镀锌钢丝

## GALVANIZED STEEL WIRES FOR SUBSEA CABLE



## 使用注意事项 Remarks during use and handling:

- 运输过程中应轻提轻放, 防止撞击损坏钢丝, 防潮并严禁淋雨, 钢丝应储存在干燥的室内  
During transportation, handle with care, avoid bumping and damaging the steel wires. Moisture and rain prohibited. Steel wires must be stored in dry warehouses.
- 使用时应注意钢丝放线方向, 并注意放线张力的一致性  
Pay attention to the direction of steel wire when paying-off.  
Be sure the spool is rotating freely as to achieve identical tension.
- 如多次使用, 剩余钢丝必须及时重新包裹, 防止钢丝表面氧化变质  
If the single unit package can not be used up, the remained wire should be repacked to avoid oxidizing.



## 海缆用镀锌钢丝 技术参数 Technical parameters

直径 Diameter mm	公差 Tolerance mm	最小锌层重量 Min. mass of coating g/m <sup>2</sup>	250 mm标距最小伸长率 Min. elongation on gauge length 250 mm %						
			强度等级 Tensile grade <sup>1)</sup>						
			34	65	85	105	125	145	165
2.12	±0.04	215	--	--	5	4.5	4	3	2.5
2.24	±0.04	230	--	--	5	4.5	4	3	2.5
2.36	±0.04	230	--	--	5	4.5	4.5	3	2.5
2.50	±0.04	245	--	--	5	5	5	3	2.5
2.65	±0.04	245	--	5	5	5	5	3.5	3
2.80	±0.04	255	--	5	5	5	5	3.5	3
3.15	±0.05	255	--	5	5	5	5	3.5	3
3.35	±0.05	265	10	6	5	5	5	4	3.5
3.55	±0.05	265	10	6	5	5	5	4	3.5
4.00	±0.06	275	10	6	5	5	5	4	4
5.00	±0.06	280	10	6	5	5	5	4	4
5.30	±0.07	290	10	--	5	5	--	--	--
6.00	±0.07	290	10	--	5	5	--	--	--
7.00	±0.08	290	10	--	--	--	--	--	--
8.00	±0.08	290	10	--	--	--	--	--	--

注: Note:

<sup>1)</sup> 强度等级Tensile grade

“34” : (340~540) MPa

“65” : (650~850) MPa

“85” : (850~1050) MPa

“105” : (1050~1250) MPa

“125” : (1250~1450) MPa

“145” : (1450~1650) MPa

“165” : (1650~1900) MPa

注: 执行标准GB/T 32795, 也可按EN 10257-2、IEC、JIS、ASTM或顾客的技术要求生产。

NOTE: In accordance with GB/T 32795, EN 10257-2, IEC, JIS, ASTM standard or customers' requests.

## 用途 Application:

- 用作汽车座椅骨架 Used in car seat framework

## 表面状态 Surface coating:

- 磷化 Phosphate coated
- 镀锌 Galvanized
- 镀铜 Copper coated

## 包装方式 Packing types:

- 脱件 Z2/Z3 spoolless coil Z2/Z3
- 轮胎式 Catch weight coil

## 特点 Characteristics:

- 冷拔低碳圆形钢丝 Cold drawn low carbon round steel wire
- 再加工性能好 Good processability
- 表面无污染、锈蚀和机械损伤 Free from contamination, rust and mechanical damage.

# 汽车座椅骨架用钢丝

## STEEL WIRES FOR CAR SEAT FRAMEWORK



## 使用注意事项 Remarks during use and handling:

- 运输过程中应轻提轻放，防止撞击损坏钢丝，防潮并严禁淋雨，钢丝应储存在干燥的室内

During transportation, handle with care, avoid bumping and damaging the steel wires. Moisture and rain prohibited. Steel wires must be stored in dry warehouses.

- 使用时应注意钢丝放线方向，并注意放线张力的一致性

Pay attention to the direction of steel wire when paying-off. Be sure the spool is rotating freely as to achieve identical tension.

- 如多次使用，剩余钢丝必须及时重新包裹，防止钢丝表面氧化变质

If the single unit package can not be used up, the remained wire should be repacked to avoid oxidizing.



汽车座椅骨架用钢丝 技术参数 Technical parameters

公称直径 Diameter	公差 Tolerance	抗拉强度 Tensile strength	弯曲次数 Number of bends	执行标准 Standard
mm	mm	MPa	Nb	
2.0	±0.022	≥650	≥6	T/CISA 001 ,  YB/T 5303,  JIS G3532,  or customers' requests
3.0	±0.022	≥650	≥6	
3.5	±0.028	≥600	≥5	
4.0	±0.028	≥600	≥5	
4.5	±0.028	≥600	≥5	
5.0	±0.028	≥600	≥5	
6.0	±0.028	≥600	≥5	
7.0	±0.035	≥550	≥5	
8.0	±0.035	≥550	≥5	
10.0	±0.035	≥550	≥5	
12.0	±0.045	≥450	≥4	

## 用途 Application:

- 用于制造架空电力线路 Used in stranded conductors of overhead power lines

## 表面状态 Surface coating:

- 镀锌 Galvanized

## 特点 Characteristics:


- 强度高 High tensile strength
- 表面光亮，耐腐蚀 Shiny surface, good corrosion prevention

## 包装方式 Packing types:

- 脱卸式工字轮 Spoolless coil
- 脱件 Coil

# 钢芯铝绞线用钢丝

## STEEL WIRES FOR STEEL REINFORCED ALUMINUM CABLE



## 使用注意事项 Remarks during use and handling:

- 运输过程中应轻提轻放，防止撞击损坏钢丝，防潮并严禁淋雨，钢丝应储存在干燥的室内  
During transportation, handle with care, avoid bumping and damaging the steel wires. Moisture and rain prohibited. Steel wires must be stored in dry warehouses.
- 使用时应注意钢丝放线方向，并注意放线张力的一致性  
Pay attention to the direction of steel wire when paying-off. Be sure the spool is rotating freely as to achieve identical tension.
- 如多次使用，剩余钢丝必须及时重新包裹，防止钢丝表面氧化变质  
If the single unit package can not be used up, the remained wire should be repacked to avoid oxidizing.





## 钢芯铝绞线用钢丝 典型参数 Typical parameters

## 特高强度 Extra-high-strength

直径 Diameter	抗拉强度 Tensile strength	1%伸长应力 Stress at 1% elongation	伸长率 Elongation Lo=250 mm
mm	MPa	MPa	%
1.27~2.28	≥1825	≥1550	≥3.0
2.29~3.04	≥1790	≥1515	≥3.0
3.05~3.55	≥1760	≥1480	≥3.5
3.56~4.82	≥1725	≥1450	≥3.5

## 超高强度 Ultra-high-strength

直径 Diameter	抗拉强度 Tensile strength	1%伸长应力 Stress at 1% elongation	伸长率 Elongation Lo=250 mm
mm	MPa	MPa	%
1.27~2.28	≥1965	≥1580	≥3.0
2.29~3.04	≥1900	≥1550	≥3.0
3.05~3.55	≥1860	≥1515	≥3.5
3.56~4.82	≥1825	≥1480	≥3.5

## 锌层重量 Zinc coating

直径 Diameter	最小锌层重量 Minimum mass of coating
mm	g/m <sup>2</sup>
1.27~1.52	183
1.53~1.90	198
1.91~2.28	214
2.29~2.64	229
2.65~3.04	244
3.05~3.55	259
3.56~4.57	274
4.58~4.82	305

注：按GB、EN、IEC、JIS、ASTM等，也可根据顾客的技术要求生产。

NOTE: In accordance with GB, EN, IEC, JIS, ASTM standard etc., as well as customers' requests.

## 用途 Application:

- 用于电力电缆、电话电缆等 Used in electric cables, telephone cables, etc

## 表面状态 Surface coating:

- 镀锌 Galvanized

## 特点 Characteristics:


- 低碳软状态或高碳硬状态 Low carbon tempered or high carbon hard-drawn
- 表面光亮，耐腐蚀 Shiny surface, good corrosion prevention

## 包装方式 Packing types:

- 工字轮 Spool
- 脱件 Coil

# 铠装电缆钢丝

## STEEL WIRES FOR ARMORING CABLE



## 使用注意事项 Remarks during use and handling:

- 运输过程中应轻提轻放，防止撞击损坏钢丝，防潮并严禁淋雨，钢丝应储存在干燥的室内  
During transportation, handle with care, avoid bumping and damaging the steel wires. Moisture and rain prohibited. Steel wires must be stored in dry warehouses.
- 使用时应注意钢丝放线方向，并注意放线张力的一致性  
Pay attention to the direction of steel wire when paying-off. Be sure the spool is rotating freely as to achieve identical tension.
- 如多次使用，剩余钢丝必须及时重新包裹，防止钢丝表面氧化变质  
If the single unit package can not be used up, the remained wire should be repacked to avoid oxidizing.



铠装电缆钢丝 典型参数 Typical parameters

公称直径 Nominal diameter  mm	低碳，软态 Low carbon, tempered		高碳，硬态 High carbon, hard-drawn	
	直径公差 Tolerance mm	抗拉强度 Tensile strength MPa	直径公差 Tolerance mm	抗拉强度 Tensile strength MPa
0.8	±0.03	350-500	±0.01	1770-2060
0.9	±0.03		±0.01	1770-2060
1.0	±0.03		±0.01	1770-2060
1.2	±0.05		±0.02	1770-2060
1.4	±0.05		±0.02	1570-1960
1.6	±0.05		±0.02	1570-1960
1.8	±0.05		--	--
2.0	±0.05			
2.2	±0.08			
2.3	±0.08			
2.6	±0.08			
2.9	±0.08			
3.2	±0.08			

注：按YB、EN、ISO、JIS、ASTM等，也可根据顾客的技术要求生产。  
NOTE: In accordance with YB, EN, ISO, JIS, ASTM standard etc., as well as customers' requests.

## 用途 Application:

- 机械和汽车工业 Used in machine and auto industry

## 表面状态 Surface coating:

- 光面 Bright
- 镀锌 Galvanized
- 镀铜 Brass coated

## 特点 Characteristics:

- 直径公差小 Strict tolerance
- 强度高、韧性好 High tensile strength, good ductility

## 包装方式 Packing types:

- 工字轮 Spool
- 脱件 Coil

# 软轴钢丝

## STEEL WIRES FOR FLEXIBLE SHAFT



## 使用注意事项 Remarks during use and handling:

- 运输过程中应轻提轻放，防止撞击损坏钢丝，防潮并严禁淋雨，钢丝应储存在干燥的室内

During transportation, handle with care, avoid bumping and damaging the steel wires. Moisture and rain prohibited. Steel wires must be stored in dry warehouses.

- 使用时应注意钢丝放线方向，并注意放线张力的一致性  
Pay attention to the direction of steel wire when paying-off. Be sure the spool is rotating freely as to achieve identical tension.

- 如多次使用，剩余钢丝必须及时重新包裹，防止钢丝表面氧化变质

If the single unit package can not be used up, the remained wire should be repacked to avoid oxidizing.



## 软轴钢丝 典型参数 Typical parameters

公称直径 Diameter d mm	公差 Tolerance mm	抗拉强度 Tensile strength MPa	最小扭转次数 Min. number of torsions L=100d	执行标准 Standard
0.40	±0.013	2140~2440	28	按冶标或客户标准生产  In accordance with YB standard or customers' requests
0.45	±0.013	2140~2440	27	
0.50	±0.013	2140~2440	27	
0.55	±0.013	2110~2400	27	
0.60	±0.013	2110~2400	26	
0.65	±0.018	2110~2400	26	
0.70	±0.018	2090~2370	26	
0.75	±0.018	2090~2370	26	
0.85	±0.018	2090~2370	26	
0.95	±0.018	2060~2330	26	
1.05	±0.022	2060~2330	26	
1.20	±0.022	2060~2330	26	
1.35	±0.022	2040~2290	26	
1.40	±0.022	2040~2290	26	
1.50	±0.022	2040~2290	26	
1.80	±0.022	2000~2240	26	
2.40	±0.022	1770~1970	26	

## 用途 Application:

- 应用于胸罩内衣 Used in brassieres

## 表面状态 Surface coating:

- 光面 Bright
- 镀锌 Galvanized

## 特点 Characteristics:

- 易加工，直径公差小 Good formability, small tolerance
- 表面光亮，耐腐蚀 Shiny surface, good corrosion prevention

## 包装方式 Packing types:

- 工字轮 Spool
- 脱件 Coil

# 胸罩钢丝

## STEEL WIRES FOR BRA



## 使用注意事项 Remarks during use and handling:

- 运输过程中应轻提轻放，防止撞击损坏钢丝，防潮并严禁淋雨，钢丝应储存在干燥通风的室内  
During transportation, handle with care, avoid bumping and damaging the steel wires. Moisture and rain prohibited. Steel wires must be stored in dry and well ventilated indoors.
- 使用时应注意钢丝放线方向，并注意放线张力的一致性  
Pay attention to the direction of steel wires when paying-off. Be sure the spool or coil is rotating freely as to achieve identical tension of all the steel wires.
- 如多次使用，剩余钢丝必须及时重新包裹，防止钢丝表面氧化变质  
In case of batch usage, the remaining should be repacked to avoid oxidizing of the surface.





胸罩钢丝技术参数 Technical parameters

公称直径 Nominal diam.	允许偏差 Tolerance	公称抗拉强度 Nominal tensile strength	执行标准 Standard
mm	mm	MPa	
0.7	±0.01	1700~2010	根据客户的技术要求生产  In accordance with customers'  requests
0.8	±0.01	1700~2010	
0.9	±0.01	1700~2010	
1.0	±0.01	1600~1960	
1.2	±0.01	1600~1960	
1.4	±0.01	1600~1960	
1.6	±0.01	1600~1960	
1.8	±0.01	1600~1960	

## 用途 Application:

- 用于拉拔各类钢丝制品 Used for drawing steel wire products

## 表面状态 Surface coating:

- 磷化 Phosphate coated
- 镀锌 Zinc coated
- 硼化 Borax coated

## 特点 Characteristics:

- 铅淬火，中高碳圆形钢丝 Lead patenting, medium or high carbon round steel wire
- 强度稳定，索氏体化率高 Stable tensile strength, high sorbitic quality

## 包装方式 Packing types:

- 工字轮 Spool
- 脱件 Coil

## 热处理再伸钢丝

## PATENTED STEEL WIRES FOR RE-DRAWING



## 使用注意事项 Remarks during use and handling:

- 运输过程中应轻提轻放，防止撞击损坏钢丝，防潮并严禁淋雨，钢丝应储存在干燥的室内  
During transportation, handle with care, avoid bumping and damaging the steel wires. Moisture and rain prohibited. Steel wires must be stored in dry warehouse.
- 使用时应注意钢丝放线方向，并注意放线张力的一致性  
Pay attention to the direction of steel wire when pay-off. Be sure the spool is rotating freely as to achieve identical tension.
- 如多次使用，剩余钢丝必须及时重新包裹，防止钢丝表面氧化变质  
If the single unit package can not be used up, the remained wire should be repacked to avoid oxidizing.



热处理再伸钢丝 典型参数 Typical parameters

公称直径 Nominal diameter  mm	镀前公差 Tolerance before coating  mm	抗拉强度参考值 Reference value of tensile strength, MPa							最小锌层 重量 Min. mass of zinc coating g/m <sup>2</sup>
		钢号 Steel grade							
		45	50	55	60	65	70	80	
0.6≤d<0.8	±0.02	920	980	1040	1100	1150	1200	1300	--
0.8≤d<1.0	±0.02	920	980	1040	1100	1150	1200	1300	110
1.0≤d<2.0	±0.03	910	970	1030	1090	1140	1200	1300	130
2.0≤d<3.0	±0.03	900	960	1020	1080	1130	1190	1290	150
3.0≤d<4.0	±0.04	890	950	1010	1070	1120	1180	1280	180
4.0≤d<5.0	±0.04	880	940	1000	1060	1110	1170	1270	210
5.0≤d<6.0	±0.04	870	930	990	1050	1100	1160	1260	240
6.0≤d<7.0	±0.05	960	920	980	1040	1090	1150	1250	270
7.0≤d<8.0	±0.05	850	910	970	1030	1080	1145	1245	300
8.0≤d<10.0	±0.05	840	900	960	1010	1070	1140	1240	320
10.0≤d≤12.0	±0.06	830	880	940	1000	1060	1130	1230	--

注：执行法尔胜企业标准，也可按客户技术要求生产。  
NOTE: In accordance with Fasten standard or customers' requests.

# 特种钢丝绳基地

## Special Steel Wire Rope Base


### 中国特种钢丝绳生产的高新技术应用研发基地

A special steel wire rope production base with R&D and application of high-tech in China

特种钢丝绳基地是以江阴法尔胜金属制品有限公司为依托，位于江阴市临港新城石庄经济开发区。年设计生产能力100000吨，是我国特种钢丝绳高新技术产品研发生产重要基地。

特种钢丝绳基地主要产品包括高速铁路用钢丝绳、港机用钢丝绳、起重用钢丝绳、防扭用钢丝绳、电梯用钢丝绳、索具用钢丝绳、工程机械用钢丝绳等系列。

基地依托集团强大的技术支撑，拥有国内一流的装备保障和优秀稳定的操作员工，凭借严格的生产过程控制以及卓越的绩效管理，通过ISO9001、JIS Q1001等体系认证，基地以高品质产品为基础，成为集团金属制品新的支柱型产业基地的保障，并与国家能源集团、中铁高铁电气化局集团、上海三菱电梯、兴澄特钢、徐工集团等重要客户建立战略合作伙伴关系。我们的产品广泛应用于中国各大高铁线，港口装卸，高炉吊装，汽车起重，电力架线等各种钢丝绳应用场合。





The special steel wire rope base relied on Jiangyin Fasten Metal Products Co., LTD is located in Jiangyin Shizhuang Economic Delelopment Zone. With an annual design production capacity of 100000 tons, it is an important base for R&D and high-tech products of special steel wire rope in China.

The main products include wire ropes for high-speed railway, port machinery, Crane, hoisting, anti-twisting, elevators, slings, construction machinery, etc.

Relying on the Group's strong technical support, domestic first-class equipment support, excellent and stable operation staff, strict production process control and excellent performance management, the base has passed ISO9001, mining product standard certification, JIS Q1001, CCS and other system certifications, with high-quality products, it has become the guarantee of the Group's new pillar industrial base for metal products, and has established strategic partnership with Shanghai Mitsubishi Elevator, China Energy Group, China Railway Electrification, Engineering Group, CITIC Pacific Special Steel Co., Ltd., Xugong Group, and other important customers. The products are widely used in high-speed railway, port loading and unloading, blast furnace hoisting, truck lifting, overhead power lines, etc.

## 用途 Application:

- 用于电梯和在轨道中运行的人力升降机  
Used in elevators and lifters

## 表面状态 Surface coating:

- 光面 Bright
- 镀锌 Galvanized

## 包装方式 Packing type:

- 胶木轮或脱件 Plywood spool or coil

## 特点 Characteristics:

- 定尺钢丝生产 Made of steel wires in fixed length
- 线接触结构、直径公差小、可挠性强 Parallel lay structure, small diameter tolerance, flexible

## 标准 Standard:

- 按GB/T 8903、三菱、OTIS等技术要求，也可根据顾客的技术要求生产 In accordance with GB/T 8903, specification of MITSUBISHI, OTIS etc., as well as customers' requests

# 电梯用钢丝绳

## STEEL WIRE ROPES FOR ELEVATOR



## 使用注意事项 Remarks during use and handling:

- 运输过程中应该轻提轻放，防止撞击损坏外包装，防潮并严禁淋雨，钢丝绳应储存在干燥通风的室内  
During transportation, handle with care, avoid bumping and damaging the outer packing materials. Moisture and rain prohibited. Steel wire ropes must be stored in dry and well ventilated indoors.
- 使用过程中应采用工字轮退转放线并注意放线方向，避免产生附加应力  
Pay attention to directions of pay-off and take-up to avoid generating additional stress.
- 施工现场使用中，应注意钢丝绳穿行方向，避免产生附加应力及钢丝绳弯折  
At work site, pay attention to the threading direction and avoid additional stress and curving of the wire ropes.





## 电梯用钢丝绳 技术参数 Technical parameters

6×19S-FC 6×19W-WSC 6×19W-WSC 6×25F-FC

钢丝绳 公称直径 Nominal diameter	参考重量 <sup>a</sup> Approximate weight		最小破断拉力Min. breaking load/kN								
			双强度 Dual tensile strength MPa			单强度 Single tensile strength MPa					
	kg/100 m		1320/1620 1320/1770	1370/1770	1570/1770 1620/1770	1570	1620	1770		1960	
mm	纤维芯 FC	钢芯 WSC	纤维芯 FC	纤维芯 FC	纤维芯 FC	纤维芯 FC	纤维芯 FC	纤维芯 FC	钢芯 WSC	纤维芯 FC	钢芯 WSC
6	12.9	15.0	16.8	17.8	19.5	18.7	19.2	21.0	22.7	23.3	25.1
6.3	14.2	16.6	--	--	21.5	--	21.2	23.2	25.0	25.7	27.7
6.5 <sup>b</sup>	15.2	17.7	19.7	20.9	22.9	21.9	22.6	24.7	26.6	27.3	29.5
8 <sup>b</sup>	23.0	--	29.8	31.7	34.6	33.2	34.2	37.4	--	41.4	--
9	29.1	--	37.7	40.1	43.8	42.0	43.3	47.3	--	52.4	--
9.5	32.4	--	42.0	44.7	48.8	46.8	48.2	52.7	--	58.4	--
10 <sup>b</sup>	35.9	--	46.5	49.5	54.1	51.8	53.5	58.4	--	64.7	--
11 <sup>b</sup>	43.4	--	56.3	59.9	65.5	62.7	64.7	70.7	--	78.3	--
12	51.7	--	67.0	71.3	77.9	74.6	77.0	84.1	--	93.1	--
12.7	57.9	--	75.0	79.8	87.3	83.6	86.2	94.2	--	104	--
13 <sup>b</sup>	60.7	--	78.6	83.7	91.5	87.6	90.3	98.7	--	109	--
14	70.4	--	91.2	97.0	106	102	105	114	--	127	--
14.3	73.4	--	--	--	111	--	--	119	--	132	--
15	80.8	--	--	111	122	117	--	131	--	146	--
16 <sup>b</sup>	91.9	--	119	127	139	133	137	150	--	166	--
17.5	110	--	--	--	166	--	--	179	--	--	--
18	116	--	151	160	175	168	173	189	--	--	--
19 <sup>b</sup>	130	--	168	179	195	187	193	211	--	--	--
20	144	--	186	198	216	207	214	234	--	--	--
20.6	152	--	--	--	230	--	--	248	--	--	--
22 <sup>b</sup>	174	--	225	240	262	251	259	283	--	--	--

8×17S-FC 8×19S-FC 8×19W-FC 8×25F-FC

钢丝绳 公称直径 Nominal diameter	参考重量 <sup>a</sup> Approximate weight	最小破断拉力Min. breaking load/kN					
		双强度 Dual tensile strength MPa			单强度 Single tensile strength MPa		
		1320/1620 1320/1770	1370/1770	1570/1770 1620/1770	1570	1620	1770
mm	kg/100 m						
6.3	13.5	16.4	17.4	19.1	18.3	18.8	20.6
8 <sup>b</sup>	21.8	26.5	28.1	30.8	29.4	30.4	33.2
9	27.5	--	35.6	38.9	37.3	--	42.0
9.5	30.7	37.3	39.7	43.6	41.5	42.8	46.8
10 <sup>b</sup>	34.0	41.3	44.0	48.1	46.0	47.5	51.9
11 <sup>b</sup>	41.1	50.0	53.2	58.1	55.7	57.4	62.8
12	49.0	59.5	63.3	69.2	66.2	68.4	74.7
12.7	54.8	66.6	70.9	77.5	74.2	76.6	83.6
13 <sup>b</sup>	57.5	69.8	74.3	81.2	77.7	80.2	87.6
14	66.6	81.0	86.1	94.2	90.2	93.0	102
14.3	69.5	--	--	98.3	--	--	--
15	76.5	--	98.9	108	104	--	117
16 <sup>b</sup>	87.0	106	113	123	118	122	133
17.5	104	--	--	147	--	--	--
18	110	134	142	156	149	154	168
19 <sup>b</sup>	123	149	159	173	166	171	187
20	136	165	176	192	184	190	207
20.6	144	--	--	204	--	--	--
22	165	200	213	233	223	230	251



## 电梯用钢丝绳 技术参数 Technical parameters

8×19S-IWRC<sup>c</sup> 8×19W-IWRC<sup>c</sup> 8×25F-IWRC<sup>c</sup>

钢丝绳 公称直径 Nominal diameter	参考重量 <sup>a</sup> Approximate weight	最小破断拉力Min. breaking load/kN				
		双强度 Dual tensile strength MPa		单强度 Single tensile strength MPa		
mm	kg/100 m	1370/1770	1570/1770	1570	1770	1960
6 <sup>b</sup>	16.5	22.9	24.3	22.9	25.8	28.6
8 <sup>b</sup>	26.0	35.8	38.0	35.8	40.3	44.7
9	33.0	45.3	48.2	45.3	51.0	56.5
9.5	36.7	50.4	53.7	50.4	56.9	63.0
10 <sup>b</sup>	40.7	55.9	59.5	55.9	63.0	69.8
11 <sup>b</sup>	49.2	67.6	71.9	67.6	76.2	84.4
12	58.6	80.5	85.6	80.5	90.7	100
12.7	65.6	90.1	95.9	90.1	102	113
13 <sup>b</sup>	68.8	94.5	100	94.5	106	118
14	79.8	110	117	110	124	137
15	91.6	126	134	126	142	157
16 <sup>b</sup>	104	143	152	143	161	179
18	132	181	193	181	204	226
19 <sup>b</sup>	147	202	215	202	227	252
20	163	224	238	224	252	279
22 <sup>b</sup>	197	271	288	271	305	338

8×19S-PWRC<sup>d</sup> 8×19W-PWRC<sup>d</sup> 8×25F-PWRC<sup>d</sup>

钢丝绳 公称直径 Nominal diameter	参考重量 <sup>a</sup> Approximate weight	最小破断拉力Min. breaking load/kN				
		双强度 Dual tensile strength MPa		单强度 Single tensile strength MPa		
mm	kg/100 m	1370/1770	1570/1770	1570	1770	1960
6 <sup>b</sup>	16.5	22.9	24.3	22.9	25.8	28.6
8 <sup>b</sup>	29.2	40.7	43.3	40.7	45.9	50.8
9	37.0	51.5	54.8	51.5	58.1	64.3
9.5	41.2	57.4	61.0	57.4	64.7	71.6
10 <sup>b</sup>	45.7	63.6	67.6	63.6	71.7	79.4
11 <sup>b</sup>	55.3	76.9	81.8	76.9	86.7	96.0
12	65.8	91.6	97.4	91.6	103	114
12.7	73.7	103	109	103	116	128
13 <sup>b</sup>	77.2	107	114	107	121	134
14	89.6	125	133	125	141	156
15	103	143	152	143	161	179
16 <sup>b</sup>	117	163	173	163	184	203
18	148	206	219	206	232	257
19 <sup>b</sup>	165	230	244	230	259	287
20	183	254	271	254	287	318
22 <sup>b</sup>	221	308	327	308	347	384

## 电梯用钢丝绳 技术参数 Technical parameters

8×19S-CSC<sup>c</sup> 8×19W-CSC<sup>c</sup> 8×25F-CSC<sup>c</sup>

钢丝绳 公称直径 Nominal diameter	参考重量 <sup>a</sup> Approximate weight	最小破断拉力Min. breaking load/kN				
		双强度 Dual tensile strength MPa		单强度 Single tensile strength MPa		
mm	kg/100 m	1370/1770	1570/1770	1570	1770	1960
8 <sup>b</sup>	24.6	34.7	36.9	34.7	39.1	43.3
9	31.2	43.9	46.7	43.9	49.5	54.8
9.5	34.7	48.9	52.0	48.9	55.1	61.0
10 <sup>b</sup>	38.5	54.2	57.6	54.2	61.1	67.6
11 <sup>b</sup>	46.6	65.5	69.7	65.5	73.9	81.8
12	55.4	78.0	83.0	78.0	87.9	97.4
12.7	62.1	87.4	92.9	87.4	98.5	109
13 <sup>b</sup>	65.1	91.5	97.4	91.5	103	114
14	75.5	106	113	106	120	133
15	86.6	122	130	122	137	152
16 <sup>b</sup>	98.6	139	147	139	156	173
18	124.7	175	187	175	198	219
19 <sup>b</sup>	139.0	196	208	196	220	244
20	154.0	217	230	217	244	270
22 <sup>b</sup>	186.3	262	279	262	296	327

9×17S-IWRC<sup>c</sup> 9×19S-IWRC<sup>c</sup> 9×25F-IWRC<sup>c</sup>

钢丝绳 公称直径 Nominal diameter	参考重量 <sup>a</sup> Approximate weight	最小破断拉力Min. breaking load/kN			
		双强度 Dual tensile strength MPa	单强度 Single tensile strength MPa		
mm	kg/100 m	1570/1770	1570	1770	1960
8 <sup>b</sup>	27.5	41.9	39.4	44.4	49.2
9	34.8	53.0	49.9	56.2	62.2
9.5	38.8	59.1	55.5	62.6	69.3
10 <sup>b</sup>	43.0	65.5	61.5	69.4	76.8
11 <sup>b</sup>	52.0	79.2	74.5	84.0	93.0
12	61.9	94.3	88.6	99.9	111
12.7	69.4	106	99.3	112	124
13 <sup>b</sup>	72.7	111	104	117	130
14	84.3	128	121	136	151
15	96.8	147	138	156	173
16 <sup>b</sup>	110	168	158	178	197
18	139	212	199	225	249
19 <sup>b</sup>	155	236	222	250	277
20	172	262	246	278	307
22 <sup>b</sup>	208	317	298	336	372

注: Note:

<sup>a</sup>只作参考 Information only<sup>b</sup>对新电梯的优先尺寸 Preferred size for new elevators<sup>c</sup>钢丝绳外股与钢丝绳芯单独捻制 Outer strands and core of the steel wire rope are laid separately<sup>d</sup>钢丝绳外股与钢丝绳芯一次平行捻制 Outer strands and core of the steel wire rope are laid in parallel at one time

## 用途 Application:

- 用于编制防扭钢丝绳

Used in making anti-torsion ropes

## 表面状态 Surface coating:

- 镀锌 Galvanized

## 包装方式 Packing type:

- 工字轮 Spool

## 特点 Characteristics:


- 强度高、耐磨性好 High tensile strength, good wear resistance
- 直线性好 Good linearity
- 直径公差小、柔软 Small tolerance, flexible

## 标准 Standard:

- 按YB/T 4747, 也可根据顾客的技术要求生产  
In accordance with YB/T 4747, as well as customers' requests

# 防扭绳

## STEEL WIRE STRANDS FOR ANTI-TORSION ROPE



## 使用注意事项 Remarks during use and handling:

- 运输过程中应该轻提轻放, 防止撞击损坏外包装, 防潮并严禁淋雨, 钢丝绳应储存在干燥通风的室内  
During transportation, handle with care, avoid bumping and damaging the outer packing materials. Moisture and rain prohibited. Steel wire ropes must be stored in dry and well ventilated indoors.
- 使用过程中应采用工字轮退转放线并注意放线方向, 避免产生附加应力  
Pay attention to directions of pay-off and take-up to avoid generating additional stress.
- 现场使用中, 应注意钢丝绳穿行方向, 避免产生附加应力及钢丝绳弯折  
At work site, pay attention to the threading direction and avoid additional stress and curving of the wire ropes.



防扭绳 技术参数 Technical parameters

1×19S 1×19W

公称直径 Nominal diameter	参考重量 Approximate weight	钢丝绳级别 Steel wire rope grade						
		1770	1870	1960	2060	2160	2260	2360
mm	kg/100 m	最小破断拉力Min. breaking load/kN						
1.5	1.15	2.4	2.6	2.7	2.8	3.0	3.1	3.3
1.8	1.66	3.5	3.7	3.9	4.1	4.3	4.5	4.7
2.0	2.05	4.3	4.6	4.8	5.1	5.3	5.5	5.8
2.5	3.20	6.8	7.2	7.5	7.9	8.2	8.6	9.0
3.0	4.61	9.8	10.3	10.8	11.4	11.9	12.4	13.0
3.5	6.28	13.3	14.0	14.7	15.5	16.2	16.9	17.7
4.0	8.20	17.3	18.3	19.2	20.2	21.2	22.1	23.1
4.2	9.04	19.1	20.2	21.2	22.3	23.4	24.4	25.5
4.5	10.4	21.9	23.2	24.3	25.6	26.8	28.0	29.2
4.8	11.8	25.0	26.4	27.6	29.1	30.5	31.8	33.3

防扭绳 技术参数 Technical parameters

1 × 25F 1 × 29F

公称直径 Nominal diameter	参考重量 Approximate weight	钢丝绳级别 Steel wire rope grade						
		1770	1870	1960	2060	2160	2260	2360
mm	kg/100 m	最小破断拉力Min. breaking load/kN						
4.0	8.54	17.7	18.7	19.5	20.6	21.6	22.5	23.6
4.6	11.3	23.4	24.7	25.8	27.3	28.6	29.9	31.2
4.8	12.3	25.5	26.9	28.1	29.7	31.1	32.5	34.0
5.2	14.4	29.9	31.6	33.0	34.8	36.5	38.1	39.9
5.4	15.6	32.2	34.0	35.6	37.5	39.4	41.1	43.0
5.5	16.2	33.4	35.3	37.0	38.9	40.8	42.7	44.6
6.0	19.2	39.8	42.0	44.0	46.3	48.6	50.8	53.1
6.5	22.6	46.7	49.3	51.7	54.3	57.0	59.6	62.3

防扭绳 技术参数 Technical parameters

1×31WS

公称直径 Nominal diameter	参考重量 Approximate weight	钢丝绳级别 Steel wire rope grade						
		1770	1870	1960	2060	2160	2260	2360
mm	kg/100 m	最小破断拉力Min. breaking load/kN						
4.0	8.16	17.6	18.6	19.4	20.5	21.4	22.4	23.4
4.5	10.3	22.2	23.5	24.6	25.9	27.1	28.4	29.6
4.7	11.3	24.3	25.6	26.8	28.3	29.6	31.0	32.3
4.8	11.8	25.3	26.7	28.0	29.5	30.9	32.3	33.7
5.2	13.8	29.7	31.4	32.9	34.6	36.3	38.0	39.7
5.4	14.9	32.0	33.8	35.5	37.3	39.1	41.0	42.8
5.8	17.2	37.0	39.0	40.9	43.0	45.1	47.2	49.2
6.0	18.4	39.6	41.8	43.8	46.0	48.3	50.5	52.7
6.5	21.6	46.4	49.0	51.4	54.0	56.7	59.3	61.8

注：根据顾客需要，还可提供其他结构、规格、抗拉强度的产品。  
NOTE: Engineering design can be provided according to customers' requests.



## 用途 Application:

- 用作光缆、电缆和架空电线的增强材料和张拉材料  
Used as reinforcement and tension members in the optical cables, electric cables and overhead power lines.

## 表面状态 Surface coating:

- 镀锌 Galvanized
- 光面 Bright

## 包装方式 Packing type:

- 工字轮 Spool

## 特点 Characteristics:

- 定尺钢丝生产 Made of steel wires in fixed length
- 表面清洁，无油污 Clean surface without oil

## 标准 Standard:

- 按YB/T 098、YB/T 5004、GJB 8132、JIS G3537和ASTM A475，也可根据顾客的技术要求生产 In accordance with YB/T 098, YB/T 5004, GJB 8132, JIS G3537 and ASTM A475, as well as customers' requests


# 钢绞线

## STEEL WIRE STRANDS



## 使用注意事项 Remarks during use and handling:

- 运输过程中应该轻提轻放，防止撞击损坏外包装，防潮并严禁淋雨，钢丝绳应储存在干燥通风的室内  
During transportation, handle with care, avoid bumping and damaging the outer packing materials. Moisture and rain prohibited. Steel wire ropes must be stored in dry and well ventilated indoors.
- 上轴生产时应注意捻向和放线方向，并注意工字轮旋转自如及张力的一致性  
Pay attention to the twisting and paying off directions of steel wire strands when producing. Be sure the spool is rotating freely as to achieve identical tension of the steel wire strands
- 因分次编制（使用），剩余钢绞线必须及时重新包裹，防止钢绞线表面氧化变质  
In case of batch usage, the remaining should be repacked to avoid oxidizing of the surface





## 钢绞线 技术参数 Technical parameters

结构 Construction	公称直径 Nominal diam.	最小破断拉力 Min. breaking load	参考重量 Approximate weight
	mm	kN	kg/100 m
1x7	1.30	1.66	0.71
	1.40	1.97	0.98
	1.60	2.37	1.25
	1.80	3.04	1.60
	2.00	3.79	2.00
	2.30	5.00	2.64
	2.60	6.01	3.36
	3.00	7.99	4.45
	3.60	10.71	6.40
	4.20	14.58	8.72
	4.80	17.73	11.38
	5.40	22.45	14.40
	6.00	27.72	17.78
1x19	1.50	2.13	1.08
	1.80	3.07	1.56
	2.20	4.60	2.34
	2.50	5.94	3.02
	3.00	8.07	4.34
	3.50	10.97	5.91
	4.00	14.35	7.22
	5.00	19.74	12.06
	6.00	28.43	17.38
	7.00	38.70	23.65
	8.00	47.10	30.89
	9.00	59.62	39.09
	10.00	73.60	48.26
	11.00	89.05	58.39

注：根据顾客需要，还可提供其他结构、规格、抗拉强度的产品。

NOTE: Engineering design can be provided according to customers' requests.

## 用途 Application:

- 大型吊装起重、挖掘机、船舶、海上设施和打捞等

Used in large hoisting cranes, excavators, ships, facilities and salvage at sea

## 表面状态 Surface coating:

- 光面 Bright
- 镀锌 Galvanized

## 包装方式 Packing type:

- 工字轮 Spool

## 特点 Characteristics:

- 耐磨性好，疲劳寿命长 Good wear resistance and fatigue resistance
- 采用股淋油工艺，耐腐蚀性和润滑性能好 Put to use drenching oil to stranding, good corrosion resistance and lubrication performance

## 标准 Standard:

- 按Q/320281CB04、YB/T 5359、GB/T 8918、GB/T 34198等标准生产，也可根据顾客的技术要求生产  
In accordance with Q/320281CB04, YB/T 5359, GB/T 8918, GB/T 34198, as well as customers' requests

# 起重机用钢丝绳

## STEEL WIRE ROPES FOR CRANE



## 使用注意事项 Remarks during use and handling:

- 运输过程中应轻提轻放，防止撞击损坏外包装，防潮并严禁淋雨，钢丝绳应储存在干燥通风的室内

During transportation, handle with care, avoid bumping and damaging the outer packing materials. Moisture and rain prohibited. steel wire ropes must be stored in dry and well ventilated indoors.

- 使用过程中应采用工字轮退转放线并注意放线方向，避免产生附加应力  
Pay attention to directions of pay-off and take-up to avoid generating additional stress.

- 现场使用中，应注意钢丝绳穿行方向，避免产生附加应力及钢丝绳弯曲  
At work site, pay attention to the threading direction and avoid additional stress and curving of the wire ropes.



## 起重机用钢丝绳 技术参数 Technical parameters

6×19S-FC 6×19S-IWRC 6×19W-FC 6×19W-IWRC  
 6×25F-FC 6×25F-IWRC 6×26WS-FC 6×26WS-IWRC

公称直径 Nominal diameter  mm	参考重量 Approximate weight  kg/100 m		公称抗拉强度 Nominal tensile strength , MPa					
			1770		1960		2160	
			最小破断拉力Min. breaking load, kN					
	纤维芯 FC	钢芯 IWRC	纤维芯 FC	钢芯 IWRC	纤维芯 FC	钢芯 IWRC	纤维芯 FC	钢芯 IWRC
8	23.0	25.6	37.4	40.3	41.4	44.7	45.6	49.2
9	29.1	32.4	47.3	51.0	52.4	56.5	57.7	62.3
10	35.9	40.0	58.4	63.0	64.7	69.8	71.3	76.9
12	51.7	57.6	84.1	90.7	93.1	100	103	111
14	70.4	78.4	114	124	127	137	140	151
16	91.9	102	150	161	166	179	182	197
18	116	130	189	204	210	226	231	249
20	144	160	234	252	259	279	285	308
22	174	194	283	305	313	338	345	372
24	207	230	336	363	373	402	411	443
26	243	270	395	426	437	472	482	520
28	281	314	458	494	507	547	559	603
30	323	360	526	567	582	628	642	692
32	368	410	598	645	662	715	730	787
34	415	462	675	728	748	807	824	889
36	465	518	757	817	838	904	924	997
38	518	578	843	910	934	1010	1030	1110
40	574	640	935	1010	1030	1120	1140	1230
42	633	706	1030	1110	1140	1230	1260	1360
44	695	774	1130	1220	1250	1350	1380	1490

起重机用钢丝绳 技术参数 Technical parameters

6×K25F-FC 6×K25F-IWRC 6×K26WS-FC 6×K26WS-IWRC

公称直径 Nominal diameter  mm	参考重量 Approximate weight  kg/100 m		公称抗拉强度 Nominal tensile strength , MPa					
			1770		1960		2160	
			最小破断拉力Min. breaking load, kN					
	纤维芯 FC	钢芯 IWRC	纤维芯 FC	钢芯 IWRC	纤维芯 FC	钢芯 IWRC	纤维芯 FC	钢芯 IWRC
6	14.6	16.6	15.8	17.0	17.5	18.8	19.3	20.8
8	26	30	28	30	31	33	34	37
9	33	37	36	38	39	42	43	47
11	49	56	53	57	59	63	65	70
12	58.3	66.5	95.1	102	105	113	116	125
14	79	91	129	139	143	154	158	170
16	104	118	169	181	187	201	206	222
18	131	150	214	230	236	254	261	281
20	162	185	264	283	292	314	322	347
22	196	224	320	343	353	380	390	420
24	233	266	380	408	420	452	464	500
26	274	312	446	479	493	530	545	587
28	317	362	518	555	572	615	632	681
30	364	416	594	638	656	706	725	781
32	415	473	676	725	747	804	825	889
34	468	534	763	819	843	907	931	1003
36	525	599	856	918	945	1017	1044	1125
38	585	667	954	1023	1053	1133	1163	1253
40	648	739	1057	1133	1167	1256	1289	1389

## 起重机用钢丝绳 技术参数 Technical parameters

8×25F-FC 8×25F-IWRC 8×26WS-FC 8×26WS-IWRC

公称直径 Nominal diameter  mm	参考重量 Approximate weight  kg/100 m		公称抗拉强度 Nominal tensile strength , MPa					
			1770		1960		2160	
			最小破断拉力Min. breaking load, kN					
	纤维芯 FC	钢芯 IWRC	纤维芯 FC	钢芯 IWRC	纤维芯 FC	钢芯 IWRC	纤维芯 FC	钢芯 IWRC
12	49.0	58.6	74.7	90.7	82.7	100	91.1	111
14	66.6	85.3	102	124	113	137	124	151
16	87.0	111	133	161	147	179	162	197
18	110	141	168	204	186	226	205	249
20	136	174	207	252	230	279	253	308
22	165	211	251	305	278	338	306	372
24	196	251	299	363	331	402	365	443
26	230	294	351	426	388	472	428	520
28	267	341	407	494	450	547	496	603
30	306	392	467	567	517	628	570	692
32	348	445	531	645	588	715	648	787
34	393	503	600	728	664	807	732	889
36	441	564	672	817	744	904	820	997
38	491	628	749	910	829	1010	914	1110
40	544	696	830	1010	919	1120	1010	1230
42	600	767	915	1110	1010	1230	1120	1360
44	658	842	1000	1220	1110	1350	1230	1490

起重机用钢丝绳 技术参数 Technical parameters

8×K25F-FC 8×K25F-IWRC 8×K26WS-FC 8×K26WS-IWRC

公称直径 Nominal diameter  mm	参考重量 Approximate weight  kg/100 m		公称抗拉强度 Nominal tensile strength , MPa					
			1770		1960		2160	
			最小破断拉力Min. breaking load, kN					
	纤维芯 FC	钢芯 IWRC	纤维芯 FC	钢芯 IWRC	纤维芯 FC	钢芯 IWRC	纤维芯 FC	钢芯 IWRC
6	14	16	21	26	23	28	26	31
8	24	29	37	45	41	50	45	56
9	30	36	47	58	53	64	58	70
11	45	54	71	86	78	95	86	105
13	63	76	99	120	110	133	120	147
14	74	88	115	139	127	155	139	170
16	96	115	150	182	166	202	182	222
18	121	145	190	230	210	256	230	281
20	150	179	234	284	259	316	284	347
22	181	217	284	344	314	382	344	420
24	215	258	337	409	373	454	409	500
26	253	303	396	481	438	533	481	586
28	293	351	459	557	508	618	557	680
30	337	403	527	640	584	710	640	781
32	383	459	600	728	664	808	728	888
34	432	518	677	822	749	912	822	1003
36	485	581	759	921	840	1022	921	1124
38	540	647	846	1026	936	1139	1026	1252
40	598	717	937	1137	1037	1262	1137	1388
42	660	790	1030	1260	1140	1390	1260	1530

## 起重机用钢丝绳 技术参数 Technical parameters

6×29F-FC 6×29F-IWRC 6×31WS-FC 6×31WS-IWRC 6×36WS-FC 6×36WS-IWRC  
 6×41WS-FC 6×41WS-IWRC 6×49SWS-FC 6×49SWS-IWRC 6×55SWS-FC 6×55SWS-IWRC

公称直径 Nominal diameter  mm	参考重量 Approximate weight  kg/100 m		公称抗拉强度 Nominal tensile strength , MPa					
			1770		1960		2160	
			最小破断拉力Min. breaking load, kN					
	纤维芯 FC	钢芯 IWRC	纤维芯 FC	钢芯 IWRC	纤维芯 FC	钢芯 IWRC	纤维芯 FC	钢芯 IWRC
12	52.8	58.9	84.1	90.7	93.1	100	103	111
14	71.9	80.2	114	124	127	137	140	151
16	94.0	105	150	161	166	179	182	197
18	119	133	189	204	210	226	231	249
20	147	164	234	252	259	279	285	308
22	178	198	283	305	313	338	345	372
24	211	236	336	363	373	402	411	443
26	248	276	395	426	437	472	482	520
28	288	321	458	494	507	547	559	603
30	330	368	526	567	582	628	642	692
32	376	419	598	645	662	715	730	787
34	424	473	675	728	748	807	824	889
36	476	530	757	817	838	904	924	997
38	530	591	843	910	934	1010	1030	1110
40	587	654	935	1010	1030	1120	1140	1230
42	647	721	1030	1110	1140	1230	1260	1360
44	711	792	1130	1220	1250	1350	1380	1490
46	777	865	1240	1330	1370	1480	1510	1630
48	846	942	1350	1450	1490	1610	1640	1770
50	918	1020	1460	1580	1620	1740	1780	1920
52	992	1110	1580	1700	1750	1890	1930	2080
54	1070	1190	1700	1840	1890	2030	2080	2240
56	1150	1280	1830	1980	2030	2190	2240	2410



起重机用钢丝绳 技术参数 Technical parameters

6×K29F-FC 6×K29F-IWRC 6×K31WS-FC 6×K31WS-IWRC  
6×K36WS-FC 6×K36WS-IWRC 6×K41WS-FC 6×K41WS-IWRC

公称直径 Nominal diameter  mm	参考重量 Approximate weight  kg/100 m		公称抗拉强度 Nominal tensile strength , MPa					
			1770		1960		2160	
			最小破断拉力Min. breaking load, kN					
	纤维芯 FC	钢芯 IWRC	纤维芯 FC	钢芯 IWRC	纤维芯 FC	钢芯 IWRC	纤维芯 FC	钢芯 IWRC
12	59.8	66.5	95.1	102	105	113	116	125
14	81	91	129	139	143	154	158	170
16	106	118	169	181	187	201	206	222
18	135	150	214	230	236	254	261	281
20	166	185	264	283	292	314	322	347
22	201	224	320	343	353	380	390	420
24	239	266	380	408	420	452	464	500
26	281	312	446	479	493	530	545	587
28	326	362	518	555	572	615	632	681
30	374	416	594	638	656	706	725	781
32	425	473	676	725	747	804	825	889
34	480	534	763	819	843	907	931	1003
36	538	599	856	918	945	1017	1044	1125
38	600	667	954	1023	1053	1133	1163	1253
40	664	739	1057	1133	1167	1256	1289	1389

## 起重机用钢丝绳 技术参数 Technical parameters

8×36WS-FC 8×36WS-IWRC 8×41WS-FC 8×41WS-IWRC  
8×49SWS-FC 8×49SWS-IWRC 8×55SWS-FC 8×55SWS-IWRC

公称直径 Nominal diameter  mm	参考重量 Approximate weight  kg/100 m		公称抗拉强度 Nominal tensile strength , MPa					
			1770		1960		2160	
			最小破断拉力Min. breaking load, kN					
	纤维芯 FC	钢芯 IWRC	纤维芯 FC	钢芯 IWRC	纤维芯 FC	钢芯 IWRC	纤维芯 FC	钢芯 IWRC
12	50.1	60.0	74.7	90.7	82.7	100	91.1	111
14	68.2	81.7	102	123.5	113	137	124	151
16	89.1	107	133	161.3	147	179	162	197
18	113	135	168	204.2	186	226	205	249
20	139	167	207	252.0	230	279	253	308
22	168	202	251	305.0	278	338	306	372
24	200	240	299	362.9	331	402	365	443
26	235	282	351	426.0	388	472	428	520
28	273	327	407	494.0	450	547	496	603
30	313	375	467	567.1	517	628	570	692
32	356	427	531	645.2	588	715	648	787
34	402	482	600	728.4	664	807	732	889
36	451	540	672	816.6	744	904	820	997
38	503	602	749	909.9	829	1010	914	1110
40	557	667	830	1010	919	1120	1010	1230
42	614	736	915	1110	1010	1230	1120	1360
44	674	807	1000	1220	1110	1350	1230	1490
46	736	882	1100	1330	1220	1480	1340	1630
48	802	961	1190	1450	1320	1610	1460	1770
50	870	1040	1300	1580	1440	1740	1580	1920
52	941	1130	1400	1700	1550	1890	1710	2080
54	1010	1220	1510	1840	1670	2030	1850	2240
56	1090	1310	1630	1980	1800	2190	1980	2410

起重机用钢丝绳 技术参数 Technical parameters

8×K36WS-FC 8×K36WS-IWRC 8×K41WS-FC 8×K41WS-IWRC

公称直径 Nominal diameter  mm	参考重量 Approximate weight  kg/100 m		公称抗拉强度 Nominal tensile strength , MPa					
			1770		1960		2160	
			最小破断拉力Min. breaking load, kN					
	纤维芯 FC	钢芯 IWRC	纤维芯 FC	钢芯 IWRC	纤维芯 FC	钢芯 IWRC	纤维芯 FC	钢芯 IWRC
12	56.4	67.8	84	102	93	113	103	125
14	77	92	114	139	127	154	140	170
16	100	121	150	181	166	201	183	222
18	127	153	189	230	209	254	232	281
20	157	188	234	283	259	314	286	347
22	190	228	283	343	313	380	346	420
24	226	271	336	408	372	452	412	500
26	265	318	395	479	437	530	484	587
28	307	369	458	555	507	615	561	681
30	353	424	526	638	582	706	644	781
32	401	482	598	725	662	804	732	889
34	453	544	675	819	747	907	827	1003
36	508	610	757	918	838	1017	927	1125
38	566	680	843	1023	934	1133	1033	1253
40	627	753	934	1133	1034	1256	1144	1389
42	691	831	1030	1250	1140	1384	1262	1531

## 起重机用钢丝绳 技术参数 Technical arameters

18×7-FC 18×7-WSC 18×19W-FC 18×19W-WSC  
 18×19S-FC 18×19S-WSC 18×19-FC 18×19-WSC

公称直径 Nominal diameter  mm	参考重量 Approximate weight  kg/100 m		公称抗拉强度 Nominal tensile strength , MPa					
			1770		1960		2160	
			最小破断拉力Min. breaking load, kN					
	纤维芯 FC	钢芯 WSC	纤维芯 FC	钢芯 WSC	纤维芯 FC	钢芯 WSC	纤维芯 FC	钢芯 WSC
8	24.4	25.7	35.1	37.2	38.9	41.1	42.9	45.3
9	30.9	32.5	44.4	47.0	49.2	52.1	54.2	57.4
10	38.2	40.1	54.9	58.1	60.8	64.3	67.0	70.8
12	55.0	57.7	79.0	83.6	87.5	92.6	96.4	102
14	74.9	78.6	108	114	119	126	131	139
16	97.8	103	140	149	156	165	171	181
18	124	130	178	188	197	208	217	230
20	153	160	219	232	243	257	268	283
22	185	194	266	281	294	311	324	343
24	220	231	316	334	350	370	386	408
26	258	271	371	392	411	435	453	479
28	299	314	430	455	476	504	525	555
30	344	361	494	523	547	579	603	638
32	391	411	562	594	622	658	686	725
34	442	464	634	671	702	743	774	819
36	495	520	711	752	787	833	868	918
38	552	579	792	838	877	928	967	1020
40	611	642	878	929	972	1030	1070	1130
42	674	707	968	1020	1070	1130	1180	1250
44	740	776	1060	1120	1180	1240	1300	1370

起重机用钢丝绳 技术参数 Technical parameters

18×K7－FC 18×K7－WSC

公称直径 Nominal diameter  mm	参考重量 Approximate weight  kg/100 m		公称抗拉强度 Nominal tensile strength , MPa					
			1770		1960		2160	
			最小破断拉力Min. breaking load, kN					
	纤维芯 FC	钢芯 WSC	纤维芯 FC	钢芯 WSC	纤维芯 FC	钢芯 WSC	纤维芯 FC	钢芯 WSC
16	111	116	159	168	176	186	194	205
18	140	147	201	212	222	235	245	259
20	173	181	248	262	274	290	302	320
22	209	219	300	317	332	351	366	387
24	249	261	357	377	395	418	435	460
26	292	306	419	443	464	490	511	540
28	339	355	486	513	538	569	593	627
30	389	408	558	589	617	653	680	719
32	442	464	634	671	702	743	774	818
34	499	524	716	757	793	838	874	924
36	560	587	803	849	889	940	980	1040
38	624	654	895	946	991	1050	1090	1150
40	691	725	991	1050	1100	1160	1210	1280
42	762	799	1093	1160	1210	1280	1330	1410
44	836	877	1199	1270	1330	1400	1460	1550

## 起重机用钢丝绳 技术参数 Technical parameters

35 (W) × 7 40 (W) × 7

公称直径 Nominal diameter mm	参考重量 Approximate weight kg/100 m	公称抗拉强度 Nominal tensile strength, MPa		
		1770	1960	2160
	kg/100 m	最小破断拉力 Min. breaking load		
		kN		
8	29.1	40.8	45.2	48.4
9	36.8	51.6	57.2	61.2
10	45.4	63.7	70.6	75.6
12	65.4	91.8	102	109
14	89.0	125	138	148
16	116	163	181	194
18	147	206	229	245
20	182	255	282	302
22	220	308	342	366
24	262	367	406	435
26	307	431	477	511
28	356	500	553	593
30	409	573	635	680
32	465	652	723	774
34	525	737	816	874
36	588	826	914	980
38	656	920	1020	1090
40	726	1020	1130	1210
42	801	1120	1240	1330
44	879	1230	1370	1460

起重机用钢丝绳 技术参数 Technical parameters

35 (W) ×K7 40 (W) ×K7

公称直径 Nominal diameter  mm	参考重量 Approximate weight	公称抗拉强度 Nominal tensile strength, MPa		
		1770	1960	2160
		最小破断拉力 Min. breaking load		
	kg/100 m	kN		
8	31.8	46.1	51.1	54.6
9	40.3	58.4	64.6	69.1
10	49.7	72.0	79.8	85.3
12	71.6	104	115	123
14	97.4	141	156	167
16	127	184	204	218
18	161	233	258	276
20	199	288	319	341
22	241	349	386	413
24	286	415	459	491
26	336	487	539	577
28	390	565	625	669
30	447	648	718	768
32	509	738	817	874
34	575	833	922	986
36	644	934	1030	1110
38	718	1040	1150	1230
40	795	1150	1280	1370
42	877	1270	1410	1510
44	962	1390	1540	1650



起重机用钢丝绳 技术参数 Technical parameters

K4×39FCNS-FC K4×48FCNS-FC

公称直径 Nominal diameter  mm	参考重量 Approximate weight	公称抗拉强度 Nominal tensile strength, MPa		
		1770	1970	2160
		最小破断拉力 Min. breaking load		
	kg/100 m	kN		
8	26.2	41.3	45.8	50.5
9	33.2	52.3	57.9	63.9
10	41.0	64.6	71.5	78.8
11	49.6	78.2	86.6	95.4
12	59.0	93.0	103	114
14	80.4	127	140	155
16	105	165	183	202
18	133	209	232	255
20	164	258	286	315
22	198	313	346	382
24	236	372	412	454
26	277	437	484	533
28	321	507	561	618

注：根据顾客需要，还可提供其他结构、规格、抗拉强度的产品。  
NOTE: Engineering design can be provided according to customers' requests.

## 用途 Application:

- 起重、提升和一般工程用吊索 Used in lifting slings for jack-up, hoist and general engineering purposes

## 表面状态 Surface coating:

- 光面或镀锌 Bright or galvanized

## 包装方式 Packing type:

- 工字轮 Spool

## 特点 Characteristics:

- 柔软、易安装，适用性强 Flexible and easy to use, wide applicability

## 标准 Standard:

- 按GB/T 20067和GB/T 20118，也可根据客户的技术要求生产

In accordance with GB/T 20067 and GB/T 20118, as well as customers' requests

# 索具用钢丝绳

## STEEL WIRE ROPES FOR LIFTING SLING



## 使用注意事项 Remarks during use and handling:

- 运输过程中应该轻提轻放，防止撞击损坏外包装，防潮并严禁淋雨，钢丝绳应储存在干燥通风的室内  
During transportation, handle with care, avoid bumping and damaging the outer packing materials. Moisture and rain prohibited. Steel wire ropes must be stored in dry and well ventilated indoors.
- 使用过程中应采用工字轮退转放线并注意放线方向，避免产生附加应力  
Pay attention to directions of pay-off and take-up to avoid generating additional stress.
- 现场使用中，应注意钢丝绳穿行方向，避免产生附加应力及钢丝绳弯折  
At work site, pay attention to the threading direction and avoid additional stress and curving of the wire ropes.



## 索具用钢丝绳 技术参数 Technical parameters

6×7-FC 6×7-WSC 6×7-IWRC

公称直径 Nominal diameter  mm	参考重量 Approximate weight  kg/100 m		钢丝绳级 Steel wire rope grade					
			1570		1770		1960	
			最小破断拉力Min. breaking load, kN					
	纤维芯 FC	钢芯 IWRC	纤维芯 FC	钢芯 IWRC	纤维芯 FC	钢芯 IWRC	纤维芯 FC	钢芯 IWRC
2	1.40	1.55	2.08	2.25	2.35	2.54	2.60	2.81
3	3.16	3.48	4.69	5.07	5.29	5.72	5.86	6.33
4	5.62	6.19	8.34	9.02	9.40	10.2	10.4	11.3
5	8.78	9.68	13.0	14.1	14.7	15.9	16.3	17.6
6	12.6	13.9	18.8	20.3	21.2	22.9	23.4	25.3
7	17.2	19.0	25.5	27.6	28.8	31.1	31.9	34.5
8	22.5	24.8	33.4	36.1	37.6	40.7	41.6	45.0
9	28.4	31.3	42.2	45.7	47.6	51.5	52.7	57.0
10	35.1	38.7	52.1	56.4	58.8	63.5	65.1	70.4
11	42.5	46.8	63.1	68.2	71.1	76.9	78.7	85.1
12	50.5	55.7	75.1	81.2	84.6	91.5	93.7	101
13	59.3	65.4	88.1	95.3	99.3	107	110	119
14	68.8	75.9	102	110	115	125	128	138
16	89.9	99.1	133	144	150	163	167	180
18	114	125	169	183	190	206	211	228
20	140	155	208	225	235	254	260	281
22	170	187	252	273	284	308	315	341
24	202	223	300	325	338	366	375	405
26	237	262	352	381	397	430	440	476
28	275	303	409	442	461	498	510	552
32	359	396	534	577	602	651	666	721
36	455	502	676	730	762	824	843	912
40	562	619	834	902	940	1020	1041	1130
44	680	749	1010	1090	1140	1230	1260	1360

注: 直径为2 mm~7 mm的钢丝绳应采用钢丝股芯(WSC)。表中给出的钢芯是独立的钢丝绳芯(IWRC)的数据。

NOTE: For small diameter ropes (2 mm to 7 mm) with wire strand core(WSC).The values shown are for ropes with IWRC.

## 索具用钢丝绳 技术参数 Technical parameters

6×19M-FC    6×19M-WSC    6×19M-IWRC

公称直径 Nominal diameter  mm	参考重量 Approximate weight  kg/100 m		钢丝绳级 Steel wire rope grade					
			1570		1770		1960	
			最小破断拉力Min. breaking load, kN					
	纤维芯 FC	钢芯 IWRC	纤维芯 FC	钢芯 IWRC	纤维芯 FC	钢芯 IWRC	纤维芯 FC	钢芯 IWRC
3	3.16	3.60	4.34	4.69	4.89	5.29	5.42	5.86
4	5.62	6.40	7.71	8.34	8.69	9.40	9.63	10.4
5	8.78	10.0	12.0	13	13.6	14.7	15.0	16.3
6	12.6	14.4	17.4	19	19.6	21.2	21.7	23.4
7	17.2	19.6	23.6	26	26.6	28.8	29.5	31.9
8	22.5	25.6	30.8	33	34.8	37.6	38.5	41.6
9	28.4	32.4	39.0	42	44.0	47.6	48.7	52.7
10	35.1	40.0	48.2	52	54.3	58.8	60.2	65.1
11	42.5	48.4	58.3	63	65.8	71.1	72.8	78.7
12	50.5	57.6	69.4	75	78.2	84.6	86.6	93.7
13	59.3	67.6	81.5	88	91.8	99.3	102	110
14	68.8	78.4	94.5	102	107	115	118	128
16	89.9	102	123	133	139	150	154	167
18	114	130	156	169	176	190	195	211
20	140	160	193	208	217	235	241	260
22	170	194	233	252	263	284	291	315
24	202	230	278	300	313	338	347	375
26	237	270	326	352	367	397	407	440
28	275	314	378	409	426	461	472	510
32	359	410	494	534	556	602	616	666
36	455	518	625	676	704	762	780	843
40	562	640	771	834	869	940	963	1041
44	680	774	933	1010	1050	1140	1160	1260

注: 直径为3 mm~7 mm的钢丝绳应采用钢丝股芯(WSC)。表中给出的钢芯是独立的钢丝绳芯(IWRC)的数据。

NOTE: For small diameter ropes (3 mm to 7 mm) with wire strand core(WSC).The values shown are for ropes with IWRC.

索具用钢丝绳 技术参数 Technical parameters

6×24MFC-FC

公称直径 Nominal diameter  mm	参考重量 Approximate weight  kg/100 m	公称抗拉强度 Nominal tensile strength, MPa	
		1570	1770
		最小破断拉力 Min. breaking load	
		kN	
6	11.5	15.8	17.8
8	20.4	28.1	31.7
9	25.8	35.6	40.1
10	31.8	44.0	49.6
11	38.5	53.2	60.0
12	45.8	63.3	71.4
13	53.7	74.3	83.8
14	62.3	86.2	97.1
15	71.6	98.9	112
16	81.4	113	127
18	103	142	161
20	127	176	198
22	154	213	240
24	183	253	285
26	215	297	335
28	249	345	389
30	286	396	446
32	326	450	507
36	412	570	642

索具用钢丝绳 技术参数 Technical parameters

6×37M-FC 6×37M-WSC 6×37M-IWRC

公称直径 Nominal diameter  mm	参考重量 Approximate weight  kg/100 m		钢丝绳级 Steel wire rope grade					
			1570		1770		1960	
			最小破断拉力Min. breaking load, kN					
	纤维芯 FC	钢芯 IWRC	纤维芯 FC	钢芯 IWRC	纤维芯 FC	钢芯 IWRC	纤维芯 FC	钢芯 IWRC
5	8.65	9.53	11.6	12.5	13.1	14.1	14.5	15.6
6	12.5	13.7	16.7	18.0	18.8	20.3	20.8	22.5
7	17.0	18.7	22.7	24.5	25.6	27.7	28.3	30.6
8	22.1	24.4	29.6	32.1	33.4	36.1	37.0	40.0
9	28.0	30.9	37.5	40.6	42.3	45.7	46.8	50.6
10	34.6	38.1	46.3	50.1	52.2	56.5	57.8	62.5
11	41.9	46.1	56.0	60.6	63.2	68.3	70.0	75.7
12	49.8	54.9	66.7	72.1	75.2	81.3	83.3	90.0
13	58.5	64.4	78.3	84.6	88.2	95.4	97.7	106
14	67.8	74.7	90.8	98.2	102	111	113	123
16	88.6	97.5	119	128	134	145	148	160
18	112	123	150	162	169	183	187	203
20	138	152	185	200	209	226	231	250
22	167	184	224	242	253	273	280	303
24	199	219	267	288	301	325	333	360
26	234	258	313	339	353	382	391	423
28	271	299	363	393	409	443	453	490
32	354	390	474	513	535	578	592	640
36	448	494	600	649	677	732	749	810
40	554	610	741	801	835	903	925	1000
44	670	738	897	970	1010	1090	1120	1210

注：直径为5 mm~7 mm的钢丝绳应采用钢丝股芯(WSC)。表中给出的钢芯是独立的钢丝绳芯(IWRC)的数据。  
NOTE: For small diameter ropes (5 mm to 7 mm) with wire strand core(WSC).The values shown are for ropes with IWRC.

索具用钢丝绳 技术参数 Technical parameters

6×61M-FC 6×61M-IWRC

公称直径 Nominal diameter  mm	参考重量 Approximate weight  kg/100 m		钢丝绳级 Steel wire rope grade					
			1570		1770		1960	
			最小破断拉力Min. breaking load, kN					
	纤维芯 FC	钢芯 IWRC	纤维芯 FC	钢芯 IWRC	纤维芯 FC	钢芯 IWRC	纤维芯 FC	钢芯 IWRC
60	1300	1430	1600	1730	1800	1950	2000	2160
64	1480	1630	1820	1970	2050	2220	2270	2460
68	1670	1840	2050	2220	2320	2500	2560	2770
72	1870	2060	2300	2490	2600	2810	2880	3110
76	2090	2300	2570	2770	2890	3130	3200	3460
80	2310	2550	2840	3070	3210	3470	3550	3840
84	2550	2810	3140	3390	3530	3820	3910	4230
88	2800	3080	3440	3720	3880	4190	4300	4640
92	3060	3370	3760	4070	4240	4580	4690	5080


注：根据顾客需要，还可提供其他结构、规格、抗拉强度的产品。  
NOTE: Engineering design can be provided according to customers' requests.

# 创新 极致 诚信 和谐

INNOVATION PERFECTION CREDIBILITY HARMONY







# 创新 极致 诚信 和谐

INNOVATION PERFECTION CREDIBILITY HARMONY

